

NCL
NORWEGIAN
CRUISE LINE®

DECK BY DECK

DECK PLANS &
ACCOMMODATION GUIDE



NORWEGIAN SPIRIT ACCOMMODATION

SUITES

All Suites include butler and concierge service. This generous accommodation includes king- or queen-size beds, separate living and dining areas, luxury baths and private balconies.

SB AFT-FACING OWNER'S SUITE WITH MASTER BEDROOM & BALCONY

These Owner's Suites with a large Balcony are great for up to two guests. They include a living room, dining room and separate bedroom with a king- or queen-size bed. Along with a walk-in wardrobe, luxury bath with whirlpool tub and a large, aft-facing balcony with an incredible view. Includes butler and concierge service. Plus, they can connect to a Penthouse with Large Balcony so you can spread out in luxury.

SC FORWARD-FACING DELUXE PENTHOUSE WITH LARGE BALCONY

Up to three guests can enjoy the stunning views from the large, private balcony of these forward-facing Penthouses that feature a separate bedroom with queen-size bed, pullout sofa, luxury bath with whirlpool tub, an additional bath for guests, plus a dining area. Includes butler and concierge service. They also can connect to a Penthouse with Large Balcony, perfect when travelling with family or friends.

SE FORWARD-FACING PENTHOUSE WITH LARGE BALCONY

Enjoy the ultimate in luxury and comfort in these Penthouses featuring a separate bedroom with a queen-size bed, pullout sofa, luxury bath with whirlpool tub, and a dining area. Some Penthouses feature an additional guest bath. These forward-facing Penthouses accommodate up to three guests and offer incredible views from the large, private balcony. Includes butler and concierge services. Some can connect to a Deluxe Penthouse so your group can sail in style.

SF AFT-FACING PENTHOUSE WITH LARGE BALCONY

Up to three guests can stay in these Penthouses that come with a living area, dining area and large, private balcony. Because these are aft-facing Penthouses, the view from your private balcony is truly stunning. Also includes a bedroom with queen-size bed, luxury bath with shower and additional bedding to sleep one more guest. Includes butler and concierge service. Some can connect to an Owner's Suite for the ultimate in indulgence.

SH PENTHOUSE WITH LARGE BALCONY



Revel in spacious serenity at sea. Our amazing, imaginative and luxurious Suites offer only the finest appointments throughout. Plus, each can connect to a Balcony stateroom so you can spread out yet stay together.

BALCONY STATEROOMS

Floor-to-ceiling glass doors open to a private balcony. Two lower beds convert to a queen-size bed. Includes a sofa bed.

BA BB BC BF BALCONY*



With room for up to three guests, these Balcony staterooms have two lower beds that convert into a queen-size bed and a pullout sofa to accommodate one more. Along with a sitting area, floor-to-ceiling glass doors and a private balcony with an amazing view. Most can connect, which is a great option when travelling with family or friends.

BT SOLO BALCONY

These spacious staterooms include a queen-size bed, sitting area and floor-to-ceiling glass doors that open onto a private balcony. Staterooms are priced exclusively for solo travellers.

OCEANVIEW STATEROOMS

Large windows offer views of the latest port. All feature two lower beds that convert to a queen-size bed.

O3 DELUXE OCEANVIEW

These staterooms can accommodate up to three guests. They include two lower beds that convert into a queen-size bed, additional bedding to sleep one more guest and a big picture window for you to admire the view.

O4 FAMILY OCEANVIEW

A great way for the whole family to cruise, these staterooms can accommodate up to four guests. They include two lower beds that convert into a queen-size bed, a sitting area, additional bedding to sleep two more guests and a porthole to check out the amazing view.

OA OB OCEANVIEW WITH PICTURE WINDOW*



Located on a higher deck, these Oceanview staterooms can accommodate up to three guests and come with two lower beds that convert into a queen-size bed and additional bedding to accommodate one more. You'll also have a big picture window to enjoy the amazing view.

OF OCEANVIEW



These Oceanview staterooms have room for up to three guests, with two lower beds that convert into a queen-size bed and a pull-down bed in some to accommodate one more. You'll also have a porthole to enjoy an amazing view.

OT SOLO OCEANVIEW

These staterooms feature a large round window and a queen-size bed. Staterooms are priced exclusively for solo travellers.

INSIDE STATEROOMS

These staterooms are the most affordable way to cruise with many of the same amenities as an Oceanview stateroom. All have two lower beds.

I4 FAMILY INSIDE

The Family Inside staterooms are a great and affordable way for you to bring the whole family along. With room for up to four, you'll have two lower beds that convert into a queen-size bed and additional bedding to accommodate two more. Plus, you'll have access to all kinds of amenities in addition to being located close to the kids' areas, room service and so much more.

IA IB IF INSIDE*



Inside staterooms are the most affordable way for you to cruise. With room for up to four, you'll have two lower beds that convert into a queen-size bed and additional bedding to accommodate two more.

IT SOLO INSIDE

These staterooms include a queen-size bed and the same amenities as other inside staterooms. Staterooms are priced exclusively for solo travellers.

NORWEGIAN SPIRIT SCHEMATICS

SB Aft-Facing Owner's Suite with Master Bedroom & Balcony. Sleeps up to two.



SF Aft-Facing Penthouse with Large Balcony. Sleeps up to three.



BA Balcony. Sleeps up to three.



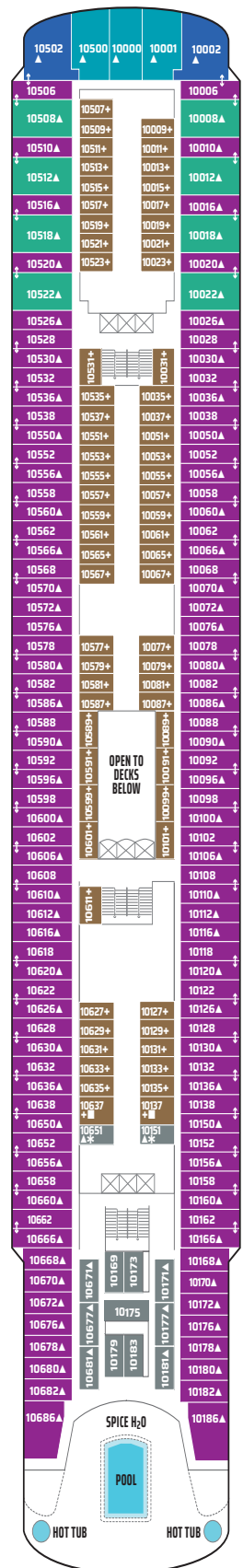
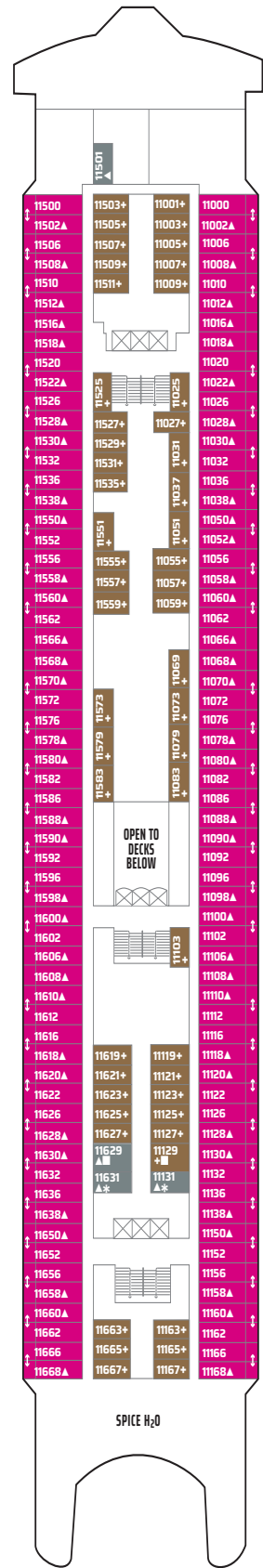
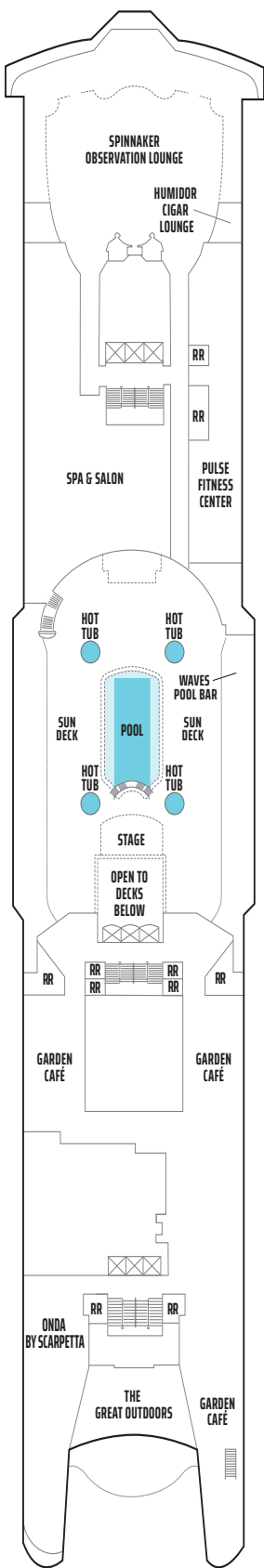
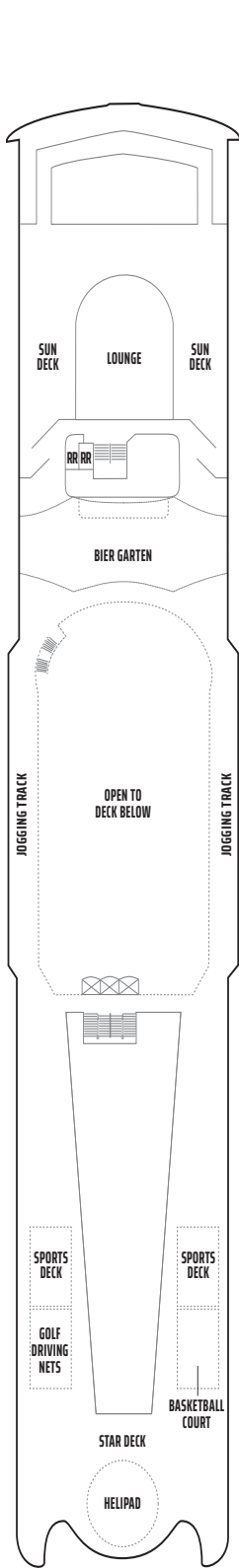
IA Inside. Sleeps up to four.

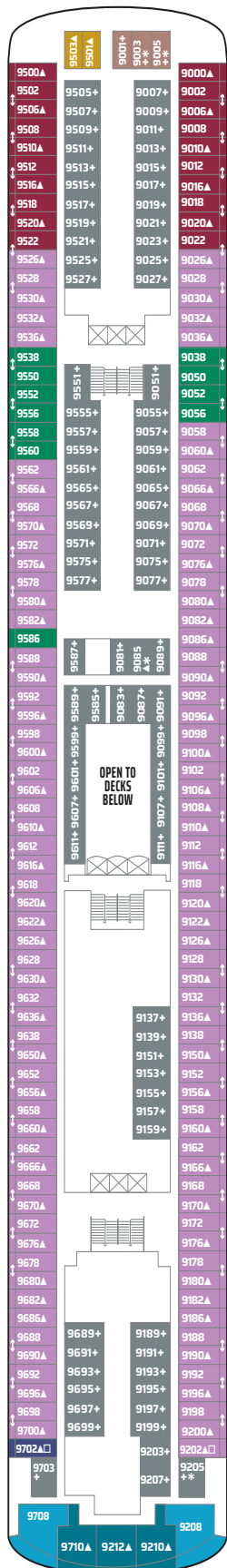


NORWEGIAN SPIRIT DECK PLANS

LEGEND

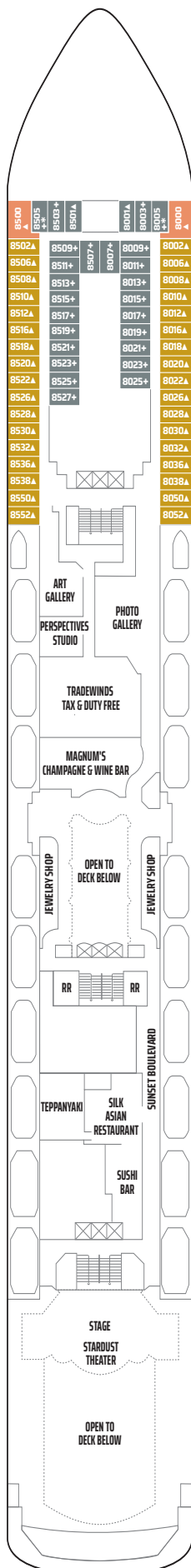
- Wheelchair Accessible
- Connecting staterooms
- Third-person occupancy available
- Third- and/or fourth-person occupancy available
- Stateroom with two lower beds that cannot be pushed together
- Elevator
- RR Restroom





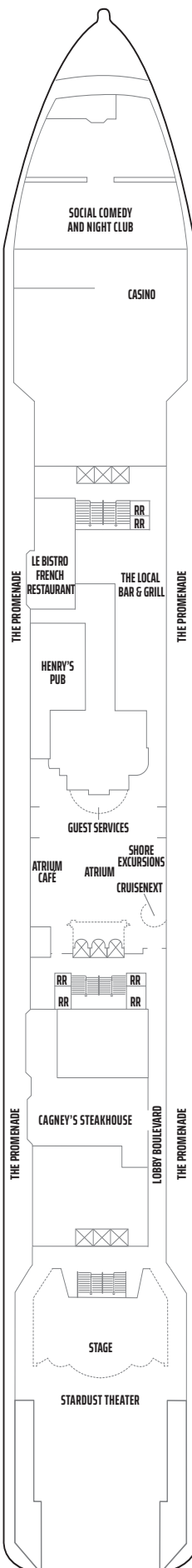
SB SF BC BF BT
BX O4 OA IA

DECK 9



O3 OA IA

DECK 8

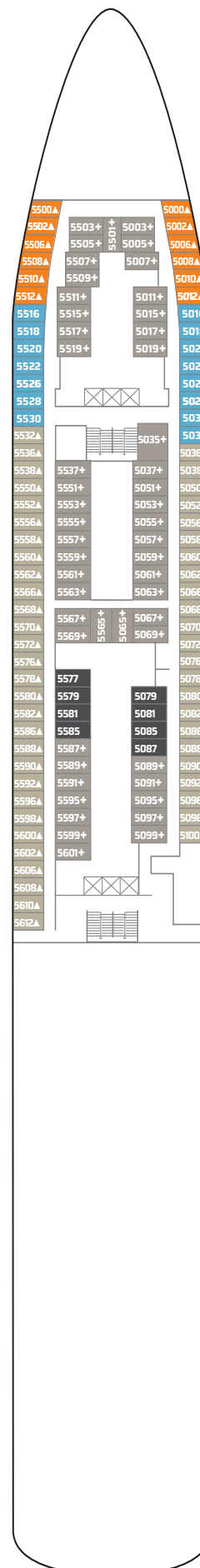


DECK 7



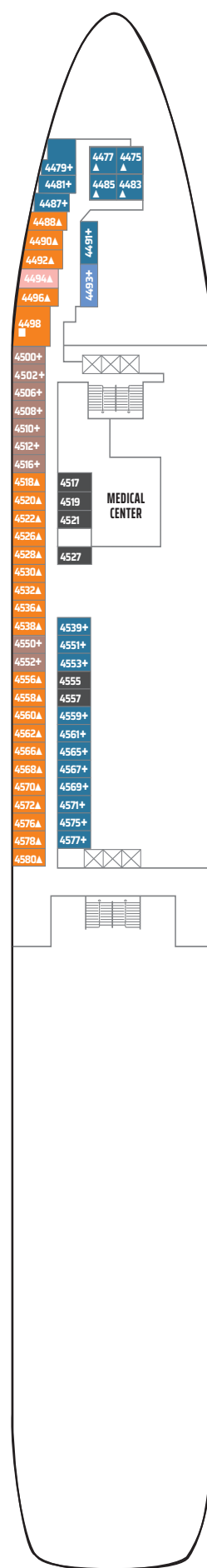
O4 OB OF IB IT IX

DECK 6



OB OF OT IB IT

DECK 5



O4 OF OX IF IT IX

DECK 4

NORWEGIAN CRUISE LINE FLEET OVERVIEW



NORWEGIAN AQUA™

Built	2025	Max Beam.....	41 m	Crew	1,597
Gross tonnage.....	156,300	Draft.....	9 m	Guests (double occupancy).....	3,571
Overall length.....	322 m				



NORWEGIAN VIVA™

Built	2023	Max Beam.....	41 m	Crew	1,506
Gross tonnage.....	143,535	Draft.....	9 m	Guests (double occupancy).....	3,195
Overall length.....	294 m				



NORWEGIAN PRIMA®

Built	2022	Max Beam.....	41 m	Crew	1,506
Gross tonnage.....	143,535	Draft.....	9 m	Guests (double occupancy).....	3,195
Overall length.....	294 m				



NORWEGIAN ENCORE®

Built	2019	Max Beam.....	41 m	Crew	1,735
Gross tonnage.....	169,116	Draft.....	9 m	Guests (double occupancy).....	3,958
Overall length.....	333 m				



NORWEGIAN BLISS®

Built	2018	Max Beam.....	41 m	Crew	1,716
Gross tonnage.....	168,028	Draft.....	9 m	Guests (double occupancy).....	3,958
Overall length.....	333 m				



NORWEGIAN JOY®

Built	2017	Overall length.....	333 m	Crew	1,821
Refurbished	2024	Max Beam.....	41 m	Guests (double occupancy).....	3,728
Gross tonnage.....	167,725	Draft	9 m		



NORWEGIAN ESCAPE®

Built	2015	Overall length.....	326 m	Crew	1,733
Refurbished	2021	Max Beam.....	41 m	Guests (double occupancy).....	4,218
Gross tonnage.....	164,600	Draft	8 m		



NORWEGIAN GETAWAY®

Built	2014	Overall length.....	326 m	Crew	1,646
Refurbished	2020	Max Beam.....	40 m	Guests (double occupancy).....	3,903
Gross tonnage.....	145,655	Draft	8 m		



NORWEGIAN BREAKAWAY®

Built	2013	Overall length.....	326 m	Crew	1,657
Refurbished	2020	Max Beam.....	40 m	Guests (double occupancy).....	3,903
Gross tonnage.....	145,655	Draft	8 m		



NORWEGIAN EPIC®

Built	2010	Overall length.....	329 m	Crew	1,724
Refurbished	2020	Max Beam.....	41 m	Guests (double occupancy).....	4,070
Gross tonnage.....	155,873	Draft	9 m		



NORWEGIAN GEM®

Built	2007	Overall length.....	294 m	Crew	1,070
Refurbished	2022	Max Beam.....	32 m	Guests (double occupancy)	2,344
Gross tonnage	93,530	Draft	9 m		



NORWEGIAN PEARL®

Built	2006	Overall length.....	294 m	Crew	1,072
Refurbished	2021	Max Beam.....	32 m	Guests (double occupancy)	2,344
Gross tonnage	93,530	Draft	8 m		



NORWEGIAN JADE®

Built	2006	Overall length.....	294 m	Crew	1,037
Refurbished	2022	Max Beam.....	32 m	Guests (double occupancy)	2,352
Gross tonnage	93,558	Draft	9 m		




NORWEGIAN JEWEL®

Built	2005	Overall length.....	294 m	Crew	1,069
Refurbished	2022	Max Beam.....	32 m	Guests (double occupancy)	2,330
Gross tonnage	93,502	Draft	9 m		



PRIDE OF AMERICA®

Built	2005	Overall length.....	280 m	Crew	927
Refurbished	2021	Max Beam.....	32 m	Guests (double occupancy)	2,150
Gross tonnage	80,439	Draft	8 m		



NORWEGIAN DAWN®

Built	2002	Overall length.....	294 m	Crew	1,032
Refurbished	2021	Max Beam.....	32 m	Guests (double occupancy)	2,290
Gross tonnage	92,250	Draft	9 m		



NORWEGIAN STAR®

Built	2001	Overall length.....	294 m	Crew	1,031
Refurbished	2021	Max Beam.....	32 m	Guests (double occupancy)	2,298
Gross tonnage	91,740	Draft	9 m		



NORWEGIAN SUN®

Built	2001	Overall length.....	258 m	Crew	906
Refurbished	2018	Max Beam.....	32 m	Guests (double occupancy)	1,878
Gross tonnage	78,309	Draft	8 m		



NORWEGIAN SKY®

Built	1999	Overall length.....	258 m	Crew	899
Refurbished	2022	Max Beam.....	32 m	Guests (double occupancy)	1,944
Gross tonnage	77,104	Draft	8 m		



NORWEGIAN SPIRIT®

Built	1998	Overall length.....	268 m	Crew	904
Refurbished	2022	Max Beam.....	32 m	Guests (double occupancy)	1,972
Gross tonnage	75,904	Draft	8 m		

