



NORWEGIAN
CRUISE LINE®

DECK BY DECK

DECK PLANS &
ACCOMMODATION GUIDE

FILE COPY ONLY



NORWEGIAN PEARL ACCOMMODATION

THE HAVEN BY NORWEGIAN®

Located at the top of the ship, The Haven features private keycard access, a 24-hour butler, concierge service, a private courtyard, private restaurant and bar. All Suites offer luxury baths and private balconies.

H1 THE HAVEN 3-BEDROOM GARDEN VILLA

Sleeps up to eight. Featuring three separate bedrooms, each with a king- or queen-size bed, luxury bath, living room, dining room and private garden with hot tub. Access to the private courtyard area. Includes butler and concierge service.

H2 THE HAVEN DELUXE OWNER'S SUITE WITH LARGE BALCONY



Sleeps up to four. Featuring a living room, dining room, wall of windows with a king-size bed, luxury bath and a large balcony with an amazing view. Access to the private courtyard area. Includes butler and concierge service.

H3 THE HAVEN DELUXE OWNER'S SUITE WITH BALCONY

Sleeps up to four. Featuring a separate bedroom, a king-size bed and luxury shower, living room, dining room and private balconies.

H4 THE HAVEN OWNER'S SUITE WITH LARGE BALCONY

Sleeps up to four. Features a separate bedroom with a king-size bed and luxury shower, living room, dining room and large, private balconies. Access to the private courtyard area. Includes butler and concierge service. Can connect to a Penthouse.

H6 THE HAVEN 2-BEDROOM FAMILY VILLA WITH BALCONY

Sleeps up to six. Featuring one bedroom with a queen-size bed, luxury shower and a separate children's bedroom. Most feature a living area and dining area, plus a private balcony. Access to the private courtyard area. Includes butler and concierge service.

HF THE HAVEN COURTYARD PENTHOUSE WITH BALCONY

Sleeps up to three. Featuring one bedroom with a queen-size bed, luxury shower, extra bedding for additional guest, living area, dining area and private balcony. Access to private courtyard area. Includes butler and concierge service.

SUITES

All Suites feature a king- or queen-size bed, luxury baths, private balconies and butler and concierge service.

S4 2-BEDROOM DELUXE FAMILY SUITE WITH BALCONY

Sleeps up to six. Featuring a bedroom with a queen-size bed, a separate children's bedroom, living area, dining area, private balcony and luxury shower. Includes butler and concierge service. Can connect to a Club Balcony Suite.

SD FORWARD-FACING DELUXE PENTHOUSE WITH LARGE BALCONY

Sleeps up to four. Featuring one bedroom with a queen-size bed and luxury shower, living area, dining area and large, private balcony with an amazing view. Includes butler and concierge service.

SF FORWARD-FACING PENTHOUSE WITH LARGE BALCONY

Sleeps up to three. Featuring a large, forward-facing balcony, queen-size bed, luxury shower, living area, dining area and a single sofa bed. Includes butler and concierge service.

SM AFT-FACING PENTHOUSE WITH LARGE BALCONY

Sleeps up to three. Featuring one bedroom with a queen-size bed and luxury shower, living area, dining area and large, private, aft-facing balcony. Includes butler and concierge service.

SN AFT-FACING PENTHOUSE WITH BALCONY

Sleeps up to three. Featuring a queen-size bed, a single sofa bed, luxury shower, a sitting area and an aft-facing balcony. Some have a living and dining area. Includes butler and concierge service in select staterooms.

CLUB BALCONY SUITES AND BALCONY STATEROOMS

Club Balcony Suites offer a little more space than Balcony staterooms. All staterooms feature two lower beds that convert to a queen-size bed.

M1 AFT-FACING CLUB BALCONY SUITE

Sleeps up to four. Features two lower beds that convert to a queen-size bed, a sitting area, extra bedding to sleep two additional guests, a luxury shower and private balcony.

MA MB CLUB BALCONY SUITE*

Sleeps up to four. Featuring two lower beds that convert into a queen-size bed, extra bedding to sleep two additional guests, a sitting area, luxury shower and a private balcony.

B1 AFT-FACING BALCONY

Sleeps up to four. The two lower beds can be converted to a queen-size bed, and the convertible sofa pulls out to sleep two more. You'll also have a sitting area and floor-to-ceiling glass doors that open to a private balcony.

B4 FAMILY BALCONY

Sleeps up to four. Featuring two lower beds that convert to a queen-size bed, one pullman, one single sofa bed, sitting area and floor-to-ceiling glass doors that open to a private balcony.

BA BF BALCONY*

Sleeps up to four. Featuring two lower beds that convert into a queen-size bed, with extra bedding for two additional guests. Includes a sitting area and floor-to-ceiling glass doors that open to a private balcony.

BT SOLO BALCONY

These spacious staterooms include a queen-size bed, sitting area and floor-to-ceiling glass doors that open onto a private balcony. Staterooms are priced exclusively for solo travellers.

OCEANVIEW AND INSIDE STATEROOMS

All feature two lower beds that convert to a queen-size bed.

O4 FAMILY OCEANVIEW

Sleeps up to four. Featuring two lower beds that convert into a queen-size bed, extra bedding for two additional guests and a big picture window. Includes room service and many other amenities.

OA OB OCEANVIEW WITH PICTURE WINDOW*

Sleeps up to three. Featuring a big picture window and two lower beds that convert into a queen-size bed. Some have extra bedding for one additional guest. Includes room service and many other amenities.

OT SOLO OCEANVIEW

These staterooms feature a large round window and a queen-size bed. Staterooms are priced exclusively for solo travellers.

OK OBSTRUCTED OCEANVIEW

Sleeps up to four. Features either a picture window or porthole, with an obstructed view, two lower beds that convert into a queen-size bed and extra bedding for two additional guests.

I4 FAMILY INSIDE



Sleeps up to four. Featuring two lower beds that convert into a queen-size bed and extra bedding for two additional guests. Includes room service and many other amenities.

IA IB IF INSIDE*

Sleeps up to four. Featuring two lower beds that convert into a queen-size bed. Includes room service and many other amenities.

IT SOLO INSIDE

These staterooms include a queen-size bed and the same amenities as other inside staterooms. Staterooms are priced exclusively for solo travellers.

NORWEGIAN PEARL SCHEMATICS

H1 The Haven 3-Bedroom Garden Villa. Sleeps up to eight.



H2 The Haven Deluxe Owner's Suite with Large Balcony. Sleeps up to four.



H6 The Haven 2-Bedroom Family Villa with Balcony. Sleeps up to six.*



SM Aft-Facing Penthouse with Large Balcony.*



MB Club Balcony Suite. Sleeps up to four.*



BF Balcony. Sleeps up to four.



OB Oceanview. Sleeps up to four.



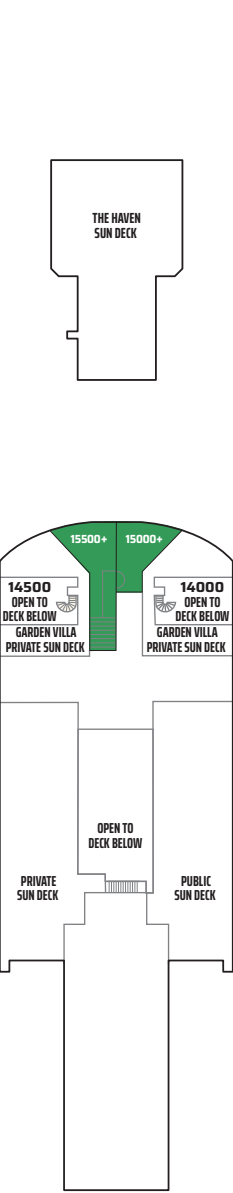
IF Inside. Sleeps up to four.



Accommodation shown is representational only.
*This stateroom no longer has a bathtub.

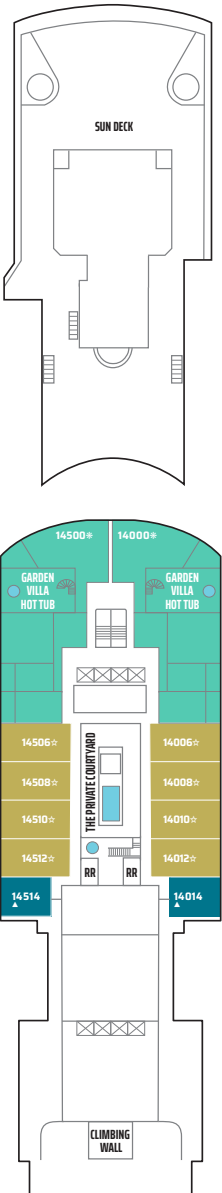
NORWEGIAN PEARL DECK PLANS

- LEGEND
- Wheelchair Accessible
 - Connecting staterooms
 - Third-person occupancy available
 - Third- and/or fourth-person occupancy available
 - Up to sixth-person occupancy available
 - Up to eighth-person occupancy available
 - Elevator
 - Restroom
 - PrivaSea (partially enclosed) balcony



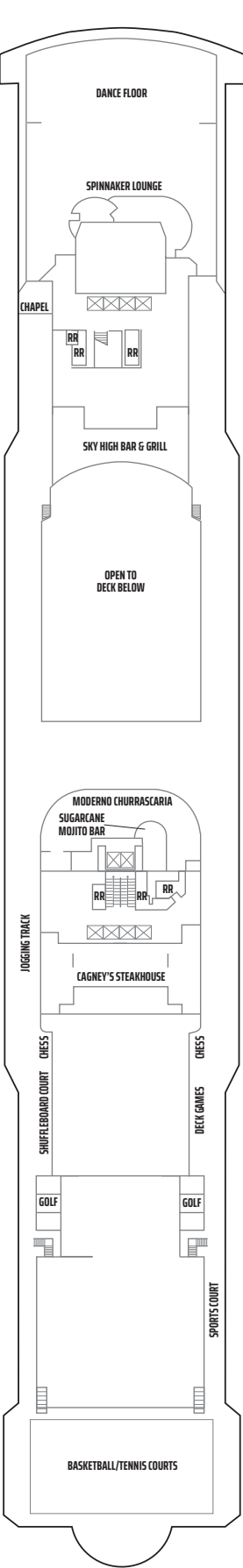
H2

DECK 15

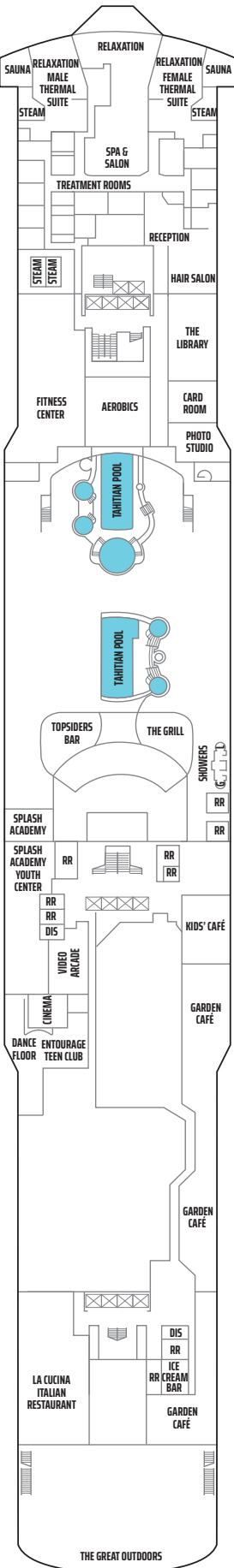


H1 H6 HF

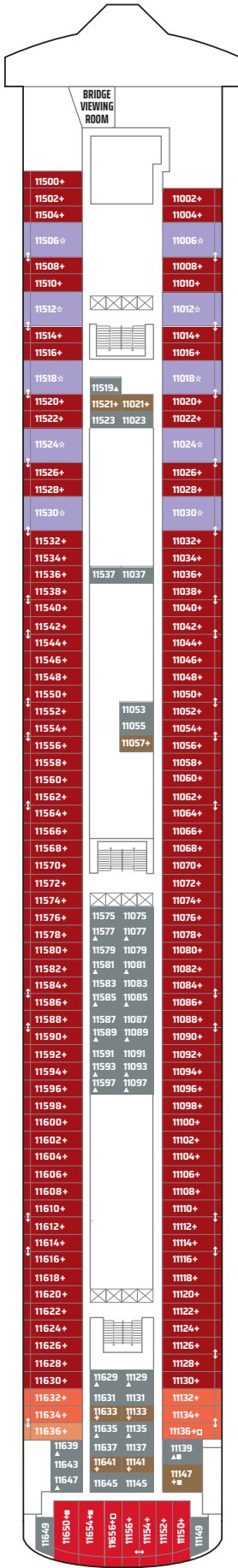
DECK 14



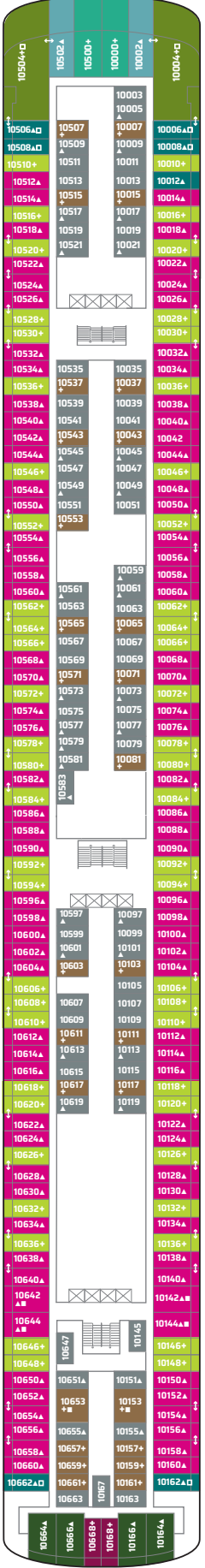
DECK 13



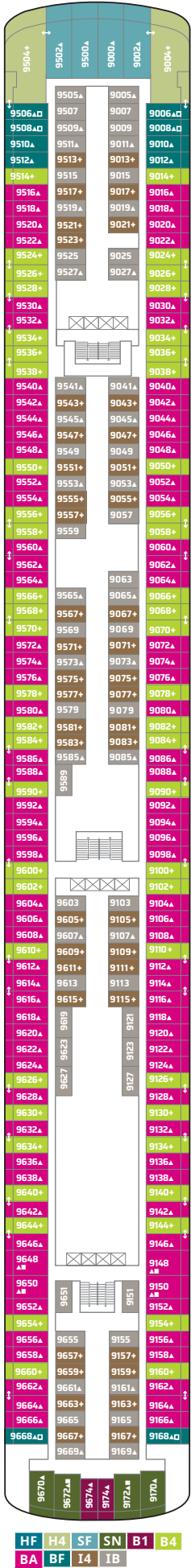
DECK 12



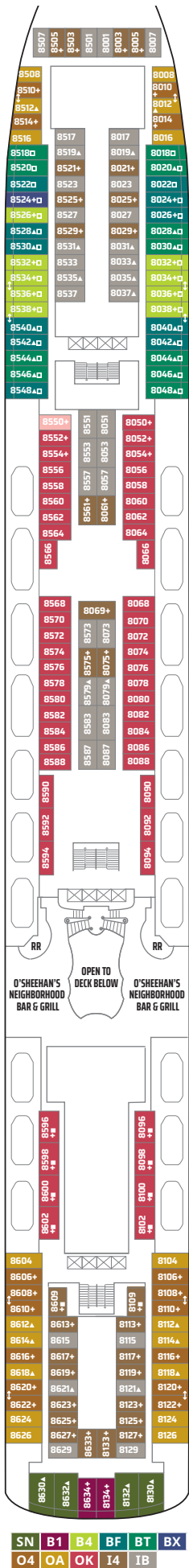
DECK 11



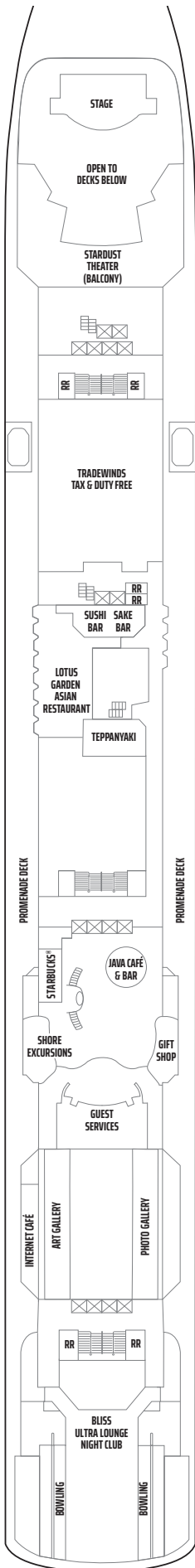
DECK 10



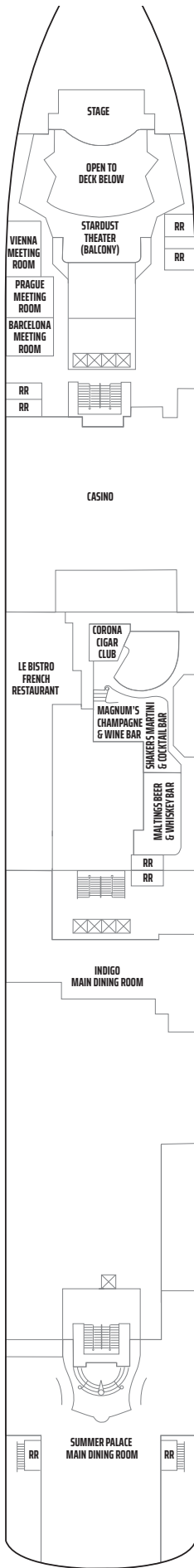
DECK 9



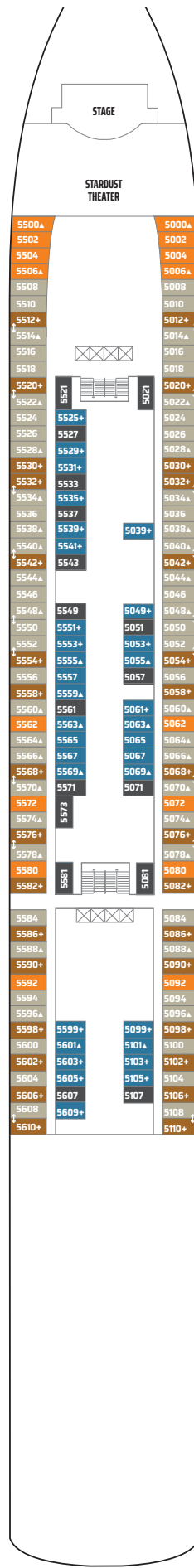
DECK 8



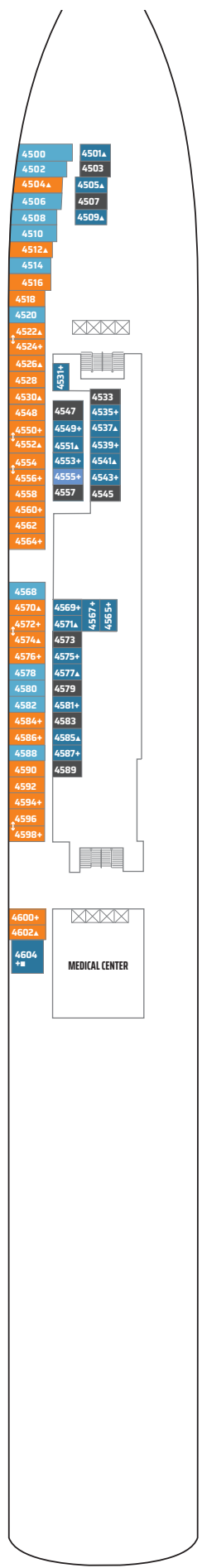
DECK 7



DECK 6



DECK 5



DECK 4

NORWEGIAN CRUISE LINE FLEET OVERVIEW



NORWEGIAN AQUA™

Built	2025	Max Beam.....	41 m	Crew	1,597
Gross tonnage.....	156,300	Draft.....	9 m	Guests (double occupancy).....	3,571
Overall length.....	322 m				



NORWEGIAN VIVA™

Built	2023	Max Beam.....	41 m	Crew	1,506
Gross tonnage.....	143,535	Draft.....	9 m	Guests (double occupancy).....	3,195
Overall length.....	294 m				



NORWEGIAN PRIMA®

Built	2022	Max Beam.....	41 m	Crew	1,506
Gross tonnage.....	143,535	Draft.....	9 m	Guests (double occupancy).....	3,195
Overall length.....	294 m				



NORWEGIAN ENCORE®

Built	2019	Max Beam.....	41 m	Crew	1,735
Gross tonnage.....	169,116	Draft.....	9 m	Guests (double occupancy).....	3,958
Overall length.....	333 m				



NORWEGIAN BLISS®

Built	2018	Max Beam.....	41 m	Crew	1,716
Gross tonnage.....	168,028	Draft.....	9 m	Guests (double occupancy).....	3,958
Overall length.....	333 m				



NORWEGIAN JOY®

Built	2017	Overall length.....	333 m	Crew	1,821
Refurbished	2024	Max Beam.....	41 m	Guests (double occupancy).....	3,728
Gross tonnage.....	167,725	Draft	9 m		



NORWEGIAN ESCAPE®

Built	2015	Overall length.....	326 m	Crew	1,733
Refurbished	2021	Max Beam.....	41 m	Guests (double occupancy).....	4,218
Gross tonnage.....	164,600	Draft	8 m		



NORWEGIAN GETAWAY®

Built	2014	Overall length.....	326 m	Crew	1,646
Refurbished	2020	Max Beam.....	40 m	Guests (double occupancy).....	3,903
Gross tonnage.....	145,655	Draft	8 m		



NORWEGIAN BREAKAWAY®

Built	2013	Overall length.....	326 m	Crew	1,657
Refurbished	2020	Max Beam.....	40 m	Guests (double occupancy).....	3,903
Gross tonnage.....	145,655	Draft	8 m		



NORWEGIAN EPIC®

Built	2010	Overall length.....	329 m	Crew	1,724
Refurbished	2020	Max Beam.....	41 m	Guests (double occupancy).....	4,070
Gross tonnage.....	155,873	Draft	9 m		



NORWEGIAN GEM®

Built	2007	Overall length.....	294 m	Crew	1,070
Refurbished	2022	Max Beam.....	32 m	Guests (double occupancy)	2,344
Gross tonnage	93,530	Draft	9 m		



NORWEGIAN PEARL®

Built	2006	Overall length.....	294 m	Crew	1,072
Refurbished	2021	Max Beam.....	32 m	Guests (double occupancy)	2,344
Gross tonnage	93,530	Draft	8 m		



NORWEGIAN JADE®

Built	2006	Overall length.....	294 m	Crew	1,037
Refurbished	2022	Max Beam.....	32 m	Guests (double occupancy)	2,352
Gross tonnage	93,558	Draft	9 m		



NORWEGIAN JEWEL®

Built	2005	Overall length.....	294 m	Crew	1,069
Refurbished	2022	Max Beam.....	32 m	Guests (double occupancy)	2,330
Gross tonnage	93,502	Draft	9 m		



PRIDE OF AMERICA®

Built	2005	Overall length.....	280 m	Crew	927
Refurbished	2021	Max Beam.....	32 m	Guests (double occupancy)	2,150
Gross tonnage	80,439	Draft	8 m		



NORWEGIAN DAWN®

Built	2002	Overall length.....	294 m	Crew	1,032
Refurbished	2021	Max Beam.....	32 m	Guests (double occupancy)	2,290
Gross tonnage	92,250	Draft	9 m		



NORWEGIAN STAR®

Built	2001	Overall length.....	294 m	Crew	1,031
Refurbished	2021	Max Beam.....	32 m	Guests (double occupancy)	2,298
Gross tonnage	91,740	Draft	9 m		



NORWEGIAN SUN®

Built	2001	Overall length.....	258 m	Crew	906
Refurbished	2018	Max Beam.....	32 m	Guests (double occupancy)	1,878
Gross tonnage	78,309	Draft	8 m		



NORWEGIAN SKY®

Built	1999	Overall length.....	258 m	Crew	899
Refurbished	2022	Max Beam.....	32 m	Guests (double occupancy)	1,944
Gross tonnage	77,104	Draft	8 m		



NORWEGIAN SPIRIT®

Built	1998	Overall length.....	268 m	Crew	904
Refurbished	2022	Max Beam.....	32 m	Guests (double occupancy)	1,972
Gross tonnage	75,904	Draft	8 m		

