



NORWEGIAN
CRUISE LINE®

DECK BY DECK

DECK PLANS &
ACCOMMODATION GUIDE

FILE COPY ONLY



NORWEGIAN JOY ACCOMMODATION

THE HAVEN BY NORWEGIAN®

Located at the top of the ship, The Haven features private keycard access, a 24-hour butler, concierge service, a private courtyard, private restaurant and bar. All Suites offer king-size beds, luxury baths and private balconies.

H2 THE HAVEN DELUXE OWNER'S SUITE WITH LARGE BALCONY



Located in The Haven, these Suites offer amazing ocean views and two balconies. They include a king-size bed, two bedrooms and two bathrooms.

H5 THE HAVEN 2-BEDROOM FAMILY VILLA WITH LARGE BALCONY



These luxury Villas located in The Haven provide the ideal retreat for the family. Featuring two bedrooms, one with a king-size bed and the other with a double sofa bed, additional bedding and two bathrooms, they offer stunning views from the large balcony.

H6 THE HAVEN 2-BEDROOM FAMILY VILLA WITH BALCONY



Perfect for the family, these Villas are located in The Haven and feature two bedrooms, one with a king-size bed, the other with a double sofa bed, plus additional bedding and two bathrooms.

HB THE HAVEN AFT-FACING PENTHOUSE WITH LARGE BALCONY

With access to The Haven, these Penthouses feature a king-size bed and a double sofa bed, two bathrooms and incredible views from the large, aft-facing balcony. Plus, a concierge and 24-hour butler attend to your every wish.

HC THE HAVEN AFT-FACING PENTHOUSE WITH BALCONY



These aft-facing Penthouses, with access to The Haven, offer fantastic views from the private balcony. They include a king-size bed and double sofa bed, plus two bathrooms.

HE THE HAVEN COURTYARD PENTHOUSE WITH LARGE BALCONY



Take in breathtaking views. These Penthouses have access to The Haven and feature a king-size bed, plus a dining area.

HF THE HAVEN COURTYARD PENTHOUSE WITH BALCONY

These Penthouses located in The Haven feature a king-size bed and additional bedding to accommodate up to three total guests. Admire the spectacular ever-changing views from the balcony.

HG THE HAVEN FORWARD-FACING PENTHOUSE WITH BALCONY

Most of these Penthouses can connect with a Balcony stateroom, so you can bring the whole family along. Enjoy the spectacular views from the forward-facing balcony, a king-size bed and a double or single sofa bed to accommodate up to four total guests, plus a dining area.

HH THE HAVEN FAMILY VILLA SUITE WITH BALCONY



With enough room for the entire family, these spacious Suites offer amazing views and are close to the action of the upper decks. These Suites feature a king-size bed and have access to The Haven.

HI THE HAVEN PENTHOUSE SUITE WITH BALCONY



Located mid-ship with easy access to everything, these Suites offer amazing views from your private balcony.

HJ THE HAVEN SUITE WITH BALCONY



With access to The Haven, this spacious accommodation is mid-ship, features a private balcony, a king-size bed and double sofa bed.

SUITES

Finished with the finest touches, these Suites feature spacious, luxury accommodation, concierge service and private dining.

SC PENTHOUSE SUITE WITH BALCONY

Located mid-ship with easy access to everything, these Suites offer a king-size bed and a double sofa bed.

SP FAMILY SUITE



Perfect if you want to bring the kids, these spacious Family Suites range from one to two bedrooms, include a living area with double sofa bed and some feature a bathtub.

CLUB BALCONY SUITES

For those who prefer a little more space than the standard Balcony stateroom, Club Balcony Suites are the perfect solution. Our Family Club Balcony Suites all feature bathtubs.

M4 FAMILY CLUB BALCONY SUITE

Perfect for families, many can connect with another stateroom. Located mid-ship with easy access to everything, these Club Balcony Suites feature two lower beds that convert to a queen-size bed, sofa bed, additional bedding for one and a private balcony.

M6 CLUB BALCONY SUITE WITH LARGER BALCONY

Featuring two beds that convert to a queen and a sofa bed, some also include an additional pullman bed. These Club Balcony Suites also offer amazing views. Enjoy the dining and excitement just steps away from The Waterfront®. Most can connect to another Club Balcony Suite.

MA MB MC CLUB BALCONY SUITE*



Located forward or mid-ship, these Club Balcony Suites feature two lower beds that convert to a queen-size bed, sofa bed, with some featuring additional bedding for up to two more and a private balcony. Some can connect to another stateroom.

BALCONY STATEROOMS

Perfect for guests looking for a great view and privacy with their own balcony.

B1 AFT-FACING BALCONY

These staterooms include two lower beds that convert to a queen-size bed and are aft-facing, so the view from your private balcony is amazing.

B4 FAMILY BALCONY



Perfect for families, some of these staterooms can connect to another stateroom. Includes two lower beds that convert to a queen-size bed and additional bedding for up to two guests.

B6 LARGE BALCONY

These staterooms offer incredible views from the balcony, two lower beds that convert to a queen-size bed and additional bedding to sleep one or two more.

BA BB BF BALCONY*

Enjoy easy access to all the delicious dining and exciting activities on board from your stateroom that includes two lower beds that convert to a queen-size bed and additional bedding for up to two guests. Plus, some staterooms can connect.

BT SOLO BALCONY

These spacious staterooms include a queen-size bed, sitting area and floor-to-ceiling glass doors that open onto a private balcony. Staterooms are priced exclusively for solo travellers.

OCEANVIEW STATEROOMS


Windows offer views of the latest port. All feature two lower beds that convert to a queen-size bed.

O4 O5 FAMILY OCEANVIEW*



Perfect for families, these staterooms include two lower beds that convert to a queen and bedding that can accommodate three additional guests. Sleeps up to five.

OA OB OCEANVIEW WITH PICTURE WINDOW*



These staterooms feature a large picture window and two lower beds that convert to a queen-size bed.

OT SOLO OCEANVIEW

These staterooms feature a large round window and a queen-size bed. Staterooms are priced exclusively for solo travellers.

INSIDE STATEROOMS

These staterooms are the most affordable way to cruise with many of the same amenities as an Ocean Stateroom. Inside staterooms have two lower beds that convert to a queen-size bed.

I4 FAMILY INSIDE



An affordable family option, these staterooms include two lower beds that convert to a queen-size bed and two pullman beds.

IA IB IF INSIDE*

These staterooms include two lower beds that convert to a queen-size bed.

IT SOLO INSIDE

These staterooms include a queen-size bed and the same amenities as other inside staterooms. Staterooms are priced exclusively for solo travellers.

NORWEGIAN JOY SCHEMATICS

H2 The Haven Deluxe Owner's Suite with Large Balcony. Sleeps up to six.




H6 The Haven 2-Bedroom Family Villa with Balcony. Sleeps up to six.




MA Club Balcony Suite. Sleeps up to three.



OA Oceanview with Picture Window. Sleeps up to two.



IA Inside. Sleeps up to three.



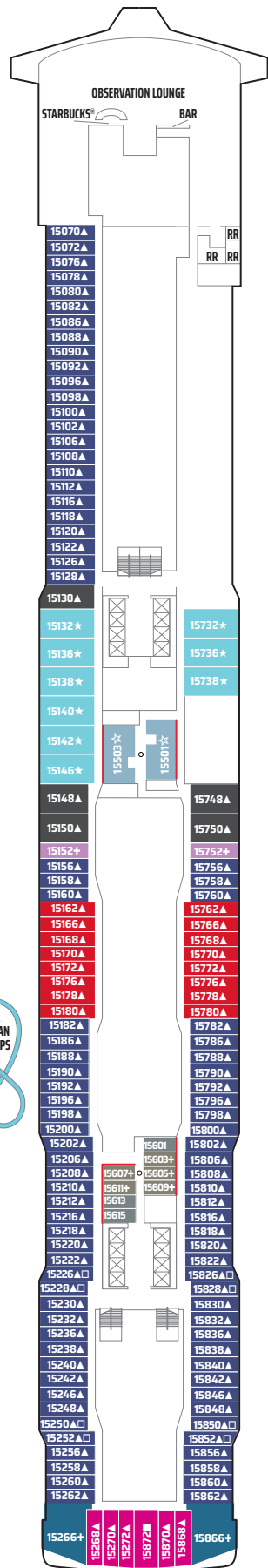
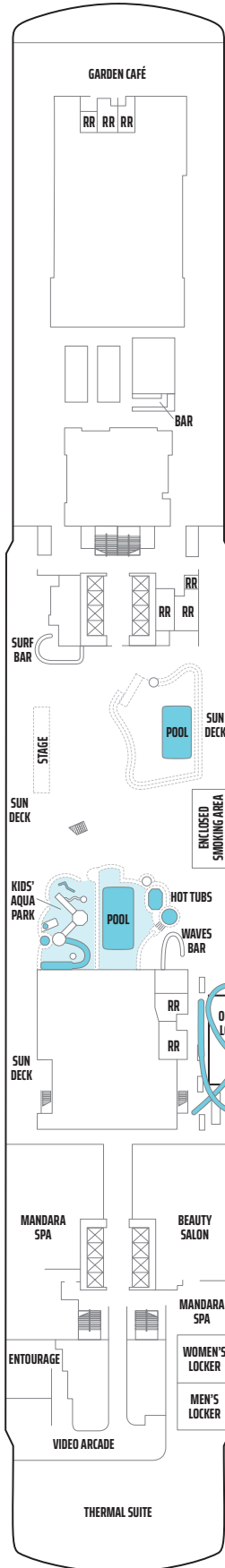
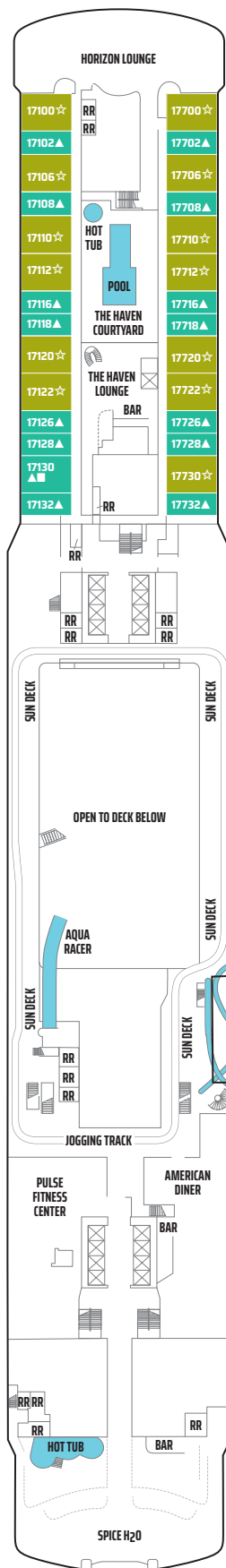
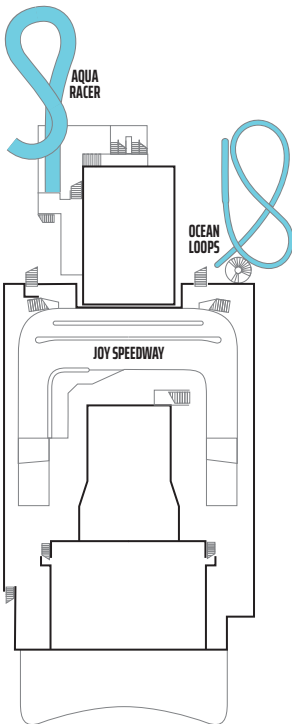
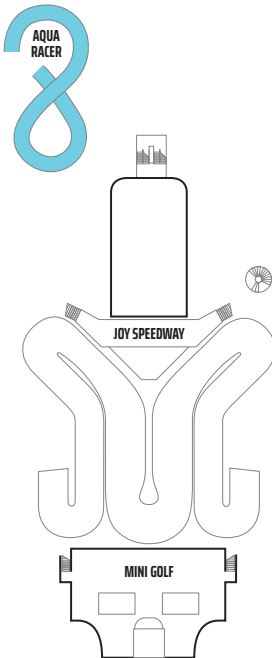
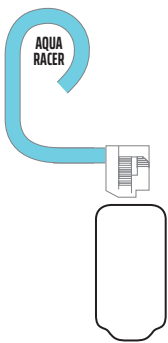
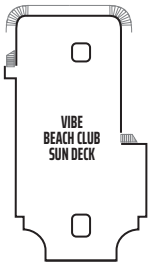
SP Family Suite. Sleeps up to six.



NORWEGIAN JOY DECK PLANS

LEGEND

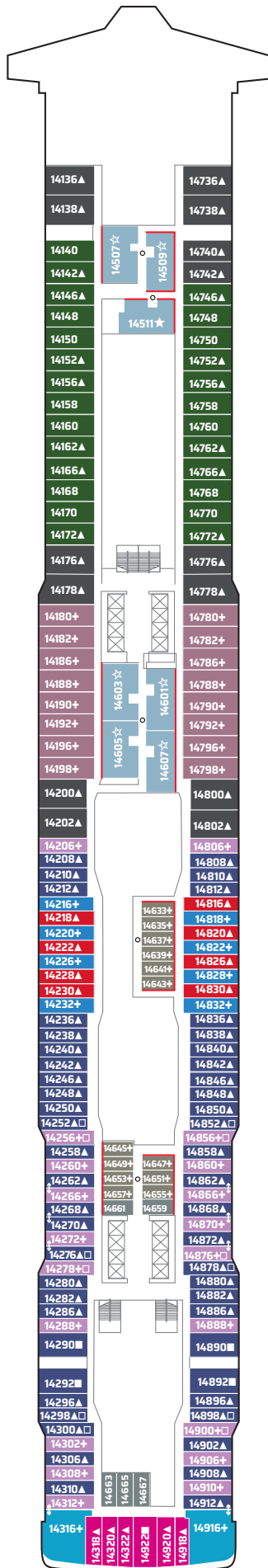
- Wheelchair Accessible
- Connecting staterooms
- Third-person occupancy available
- Third- and/or fourth-person occupancy available
- Third-, fourth- and/or fifth-person occupancy available
- Up to sixth-person occupancy available
- Inside stateroom door opens to centre interior corridor and not towards balcony staterooms
- Solid Inside Stateroom wall
- Elevator
- Restroom



H2 H6 HE HF

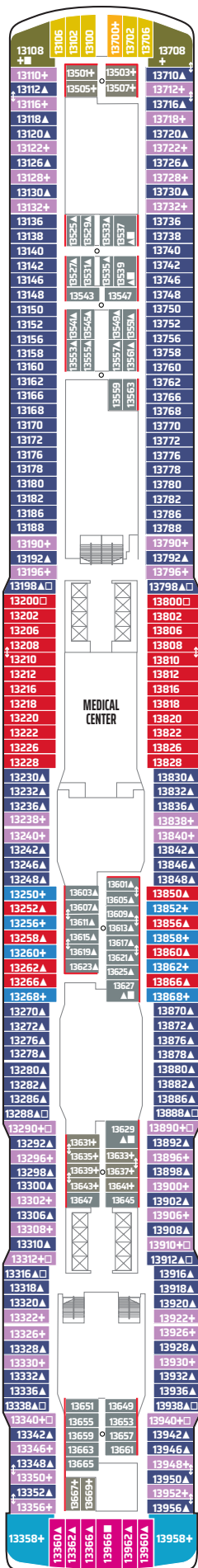
H5 HE

HB HH HI SC SP MA
B1 B4 BA I4 IA



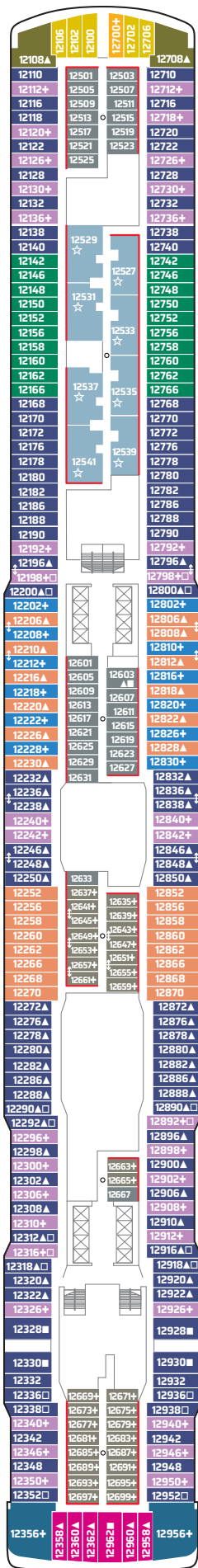
HC HI HJ SC SP M4
MA B1 B4 BA I4 IA

DECK 14



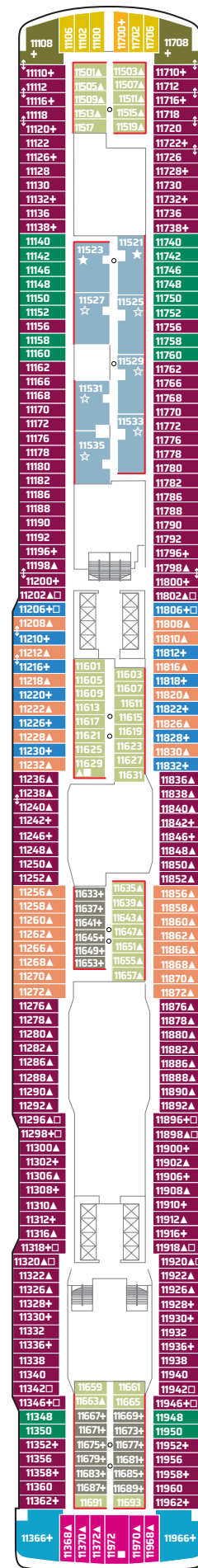
HC HG M4 MA B1 B4
BA O4 OA I4 IA

DECK 13



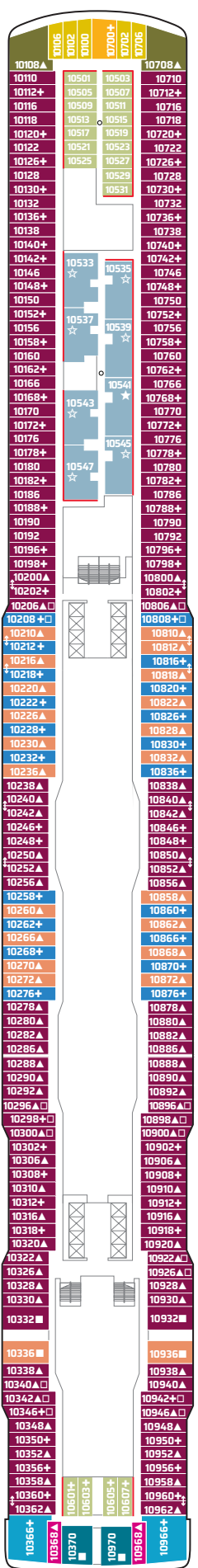
HB HG SP M4 MX B1 B4 BA
BT BX O4 OA OX I4 IA IX

DECK 12



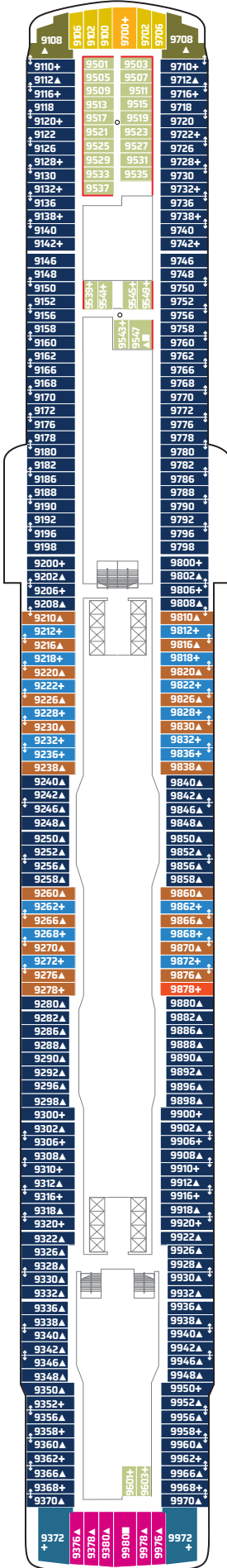
HC HG SP M4 MX B1 BA BB
BT BX O4 OA OX I4 IB IX

DECK 11



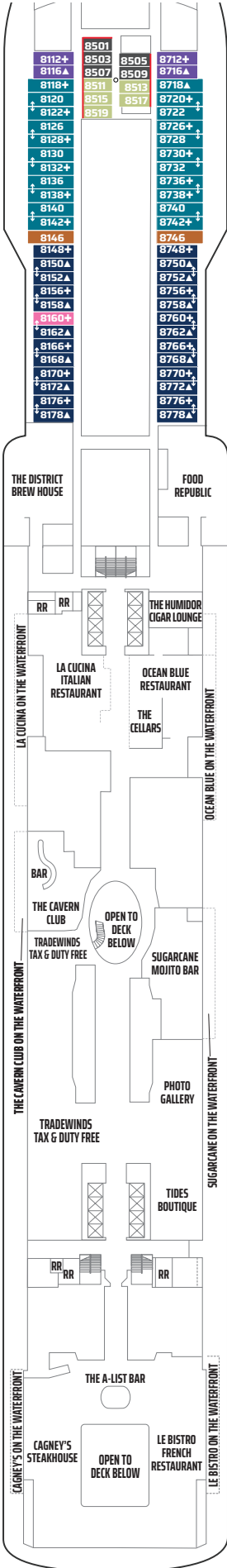
HC HG SP M4 M6 MB
B1 BB O4 OA IB

DECK 10



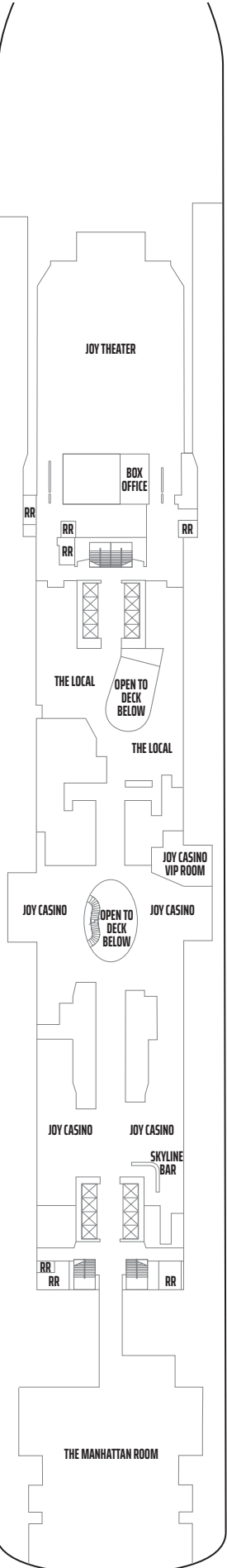
HB HG M4 MC MX B1
BF O4 OA IB

DECK 9

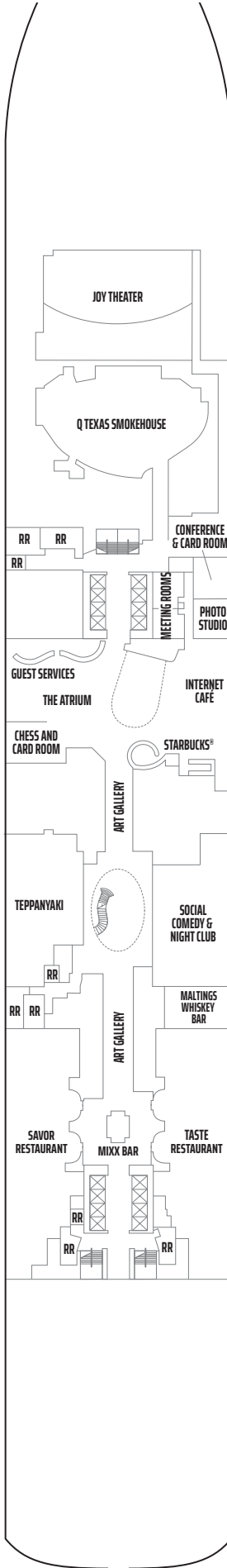


M6 MC MX B6 BF
BX IB IT IX

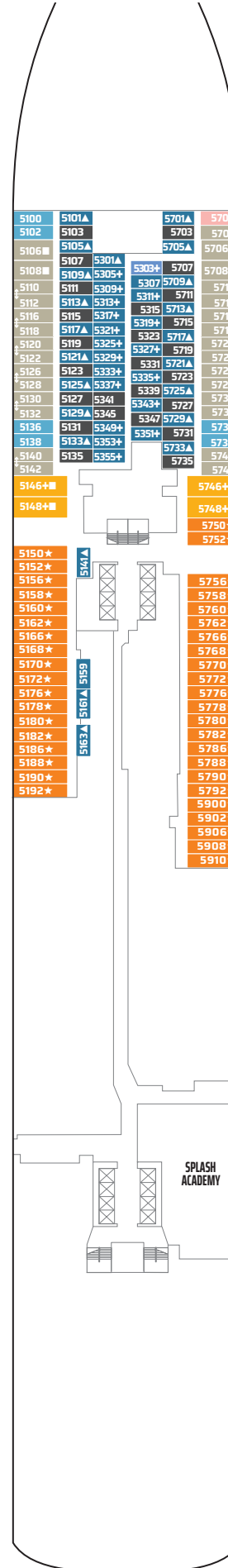
DECK 8



DECK 7



DECK 6



O5 O4 O8 OT
OX IF IT IX

DECK 5

NORWEGIAN CRUISE LINE FLEET OVERVIEW



NORWEGIAN AQUA™

Built	2025	Max Beam.....	41 m	Crew	1,597
Gross tonnage.....	156,300	Draft.....	9 m	Guests (double occupancy).....	3,571
Overall length.....	322 m				



NORWEGIAN VIVA™

Built	2023	Max Beam.....	41 m	Crew	1,506
Gross tonnage.....	143,535	Draft.....	9 m	Guests (double occupancy).....	3,195
Overall length.....	294 m				



NORWEGIAN PRIMA®

Built	2022	Max Beam.....	41 m	Crew	1,506
Gross tonnage.....	143,535	Draft.....	9 m	Guests (double occupancy).....	3,195
Overall length.....	294 m				



NORWEGIAN ENCORE®

Built	2019	Max Beam.....	41 m	Crew	1,735
Gross tonnage.....	169,116	Draft.....	9 m	Guests (double occupancy).....	3,958
Overall length.....	333 m				



NORWEGIAN BLISS®

Built	2018	Max Beam.....	41 m	Crew	1,716
Gross tonnage.....	168,028	Draft.....	9 m	Guests (double occupancy).....	3,958
Overall length.....	333 m				



NORWEGIAN JOY®

Built	2017	Overall length.....	333 m	Crew	1,821
Refurbished	2024	Max Beam.....	41 m	Guests (double occupancy).....	3,728
Gross tonnage.....	167,725	Draft.....	9 m		



NORWEGIAN ESCAPE®

Built	2015	Overall length.....	326 m	Crew	1,733
Refurbished	2021	Max Beam.....	41 m	Guests (double occupancy).....	4,218
Gross tonnage.....	164,600	Draft.....	8 m		



NORWEGIAN GETAWAY®

Built	2014	Overall length.....	326 m	Crew	1,646
Refurbished	2020	Max Beam.....	40 m	Guests (double occupancy).....	3,903
Gross tonnage.....	145,655	Draft.....	8 m		



NORWEGIAN BREAKAWAY®

Built	2013	Overall length.....	326 m	Crew	1,657
Refurbished	2020	Max Beam.....	40 m	Guests (double occupancy).....	3,903
Gross tonnage.....	145,655	Draft.....	8 m		



NORWEGIAN EPIC®

Built	2010	Overall length.....	329 m	Crew	1,724
Refurbished	2020	Max Beam.....	41 m	Guests (double occupancy).....	4,070
Gross tonnage.....	155,873	Draft.....	9 m		



NORWEGIAN GEM®

Built	2007	Overall length.....	294 m	Crew	1,070
Refurbished	2022	Max Beam.....	32 m	Guests (double occupancy)	2,344
Gross tonnage	93,530	Draft	9 m		



NORWEGIAN PEARL®

Built	2006	Overall length.....	294 m	Crew	1,072
Refurbished	2021	Max Beam.....	32 m	Guests (double occupancy)	2,344
Gross tonnage	93,530	Draft	8 m		



NORWEGIAN JADE®

Built	2006	Overall length.....	294 m	Crew	1,037
Refurbished	2022	Max Beam.....	32 m	Guests (double occupancy)	2,352
Gross tonnage	93,558	Draft	9 m		




NORWEGIAN JEWEL®

Built	2005	Overall length.....	294 m	Crew	1,069
Refurbished	2022	Max Beam.....	32 m	Guests (double occupancy)	2,330
Gross tonnage	93,502	Draft	9 m		



PRIDE OF AMERICA®

Built	2005	Overall length.....	280 m	Crew	927
Refurbished	2021	Max Beam.....	32 m	Guests (double occupancy)	2,150
Gross tonnage	80,439	Draft	8 m		



NORWEGIAN DAWN®

Built	2002	Overall length.....	294 m	Crew	1,032
Refurbished	2021	Max Beam.....	32 m	Guests (double occupancy)	2,290
Gross tonnage	92,250	Draft	9 m		



NORWEGIAN STAR®

Built	2001	Overall length.....	294 m	Crew	1,031
Refurbished	2021	Max Beam.....	32 m	Guests (double occupancy)	2,298
Gross tonnage	91,740	Draft	9 m		



NORWEGIAN SUN®

Built	2001	Overall length.....	258 m	Crew	906
Refurbished	2018	Max Beam.....	32 m	Guests (double occupancy)	1,878
Gross tonnage	78,309	Draft	8 m		



NORWEGIAN SKY®

Built	1999	Overall length.....	258 m	Crew	899
Refurbished	2022	Max Beam.....	32 m	Guests (double occupancy)	1,944
Gross tonnage	77,104	Draft	8 m		



NORWEGIAN SPIRIT®

Built	1998	Overall length.....	268 m	Crew	904
Refurbished	2022	Max Beam.....	32 m	Guests (double occupancy)	1,972
Gross tonnage	75,904	Draft	8 m		

