

NCL
NORWEGIAN
CRUISE LINE®

DECK BY DECK

DECK PLANS &
ACCOMMODATION GUIDE



NORWEGIAN BLISS ACCOMMODATION

THE HAVEN BY NORWEGIAN®

Located at the top of the ship, The Haven features private keycard access, a 24-hour butler, concierge service, a private courtyard, private restaurant and bar. All Suites offer king-size beds, luxury baths and private balconies.

H2 THE HAVEN DELUXE OWNER'S SUITE WITH LARGE BALCONY



Located in The Haven, these Suites offer amazing ocean views, a wet bar and spacious balconies. They include a king-size bed, two bedrooms and two bathrooms.

H5 THE HAVEN 2-BEDROOM FAMILY VILLA WITH LARGE BALCONY

These luxury Villas located in The Haven provide the ideal retreat for the family. Featuring two bedrooms, one with a king-size bed and the other with a double sofa bed, additional bedding and two bathrooms, they offer stunning views from the large balcony.

H6 THE HAVEN 2-BEDROOM FAMILY VILLA WITH BALCONY



Perfect for the family, these Villas are located in The Haven and feature two bedrooms, one with a king-size bed, the other with a double sofa bed, plus additional bedding and two bathrooms.

HI THE HAVEN PENTHOUSE SUITE WITH BALCONY



Total pampering awaits with features like a private balcony, king-size bed, whirlpool tub, soothing décor and a sitting area with a vanity. This penthouse suite is located near the aft of the ship and includes access to The Haven and all its premium amenities.

HB THE HAVEN AFT-FACING PENTHOUSE WITH LARGE BALCONY



With access to The Haven, these Penthouses feature a king-size bed and a double sofa bed, two bathrooms and incredible views from the large, aft-facing balcony. Plus, a concierge and 24-hour butler attend to your every wish.

HC THE HAVEN AFT-FACING PENTHOUSE WITH BALCONY

These aft-facing Penthouses, with access to The Haven, offer fantastic views from the private balcony. They include a king-size bed and double sofa bed, plus two bathrooms.

HE THE HAVEN COURTYARD PENTHOUSE WITH LARGE BALCONY



Take in breathtaking views. These Penthouses have access to The Haven and feature a king-size bed, plus a sitting area.

HF THE HAVEN COURTYARD PENTHOUSE WITH BALCONY

These Penthouses located in The Haven feature a king-size bed and single sofa bed to accommodate up to three guests. Admire the spectacular ever-changing views from the balcony.



HG THE HAVEN FORWARD-FACING PENTHOUSE WITH BALCONY



Pamper yourself in luxury and exceptional service in The Haven. Enjoy the spectacular views from the forward-facing balcony, a king-size bed and a double or single sofa bed to accommodate up to four guests, plus living and dining areas.

CLUB BALCONY SUITES AND BALCONY STATEROOMS

Club Balcony Suites offer a little more space than Balcony staterooms. All staterooms feature two lower beds that convert to a queen-size bed.

M4 FAMILY CLUB BALCONY SUITE

Perfect for families. Located mid-ship with easy access to everything, these Club Balcony Suites feature two lower beds that convert to a queen-size bed, sofa bed with additional bedding for two and a private balcony.

M6 CLUB BALCONY SUITE WITH LARGER BALCONY

Featuring two beds that convert to a queen and a sofa bed, some also include an additional pullman bed. These Club Balcony Suites also offer amazing views. Enjoy the dining and excitement just steps away from The Waterfront®.

MA MB MC CLUB BALCONY SUITE*



Located mid-ship with easy access to everything, these Club Balcony Suites feature two lower beds that convert to a queen-size bed, sofa bed, with some featuring additional bedding for up to four total guests and a private balcony.

B1 AFT-FACING BALCONY



These staterooms include two lower beds that convert to a queen-size bed and are aft-facing, so the view from your private balcony is amazing.

B4 FAMILY BALCONY

Perfect for families. Includes two lower beds that convert to a queen-size bed and additional bedding for up to two more guests.

B6 LARGE BALCONY

These staterooms offer incredible views from the balcony, two lower beds that convert to a queen-size bed and additional bedding to sleep one or two more.

BA BB BF BALCONY*

Enjoy easy access to all the delicious dining and exciting activities on board from your stateroom that includes two lower beds that convert to a queen-size bed, some with additional bedding for one or two more guests.

BT SOLO BALCONY

These spacious staterooms include a queen-size bed, sitting area and floor-to-ceiling glass doors that open onto a private balcony. Staterooms are priced exclusively for solo travellers and include access to the private Studio Lounge.

OCEANVIEW, INSIDE AND STUDIO STATEROOMS


All feature two lower beds that convert to a queen-size bed. Studios feature a full-size bed.

O4 O5 FAMILY OCEANVIEW*



Perfect for families, most of these staterooms are near the kids' area and include two single beds that convert to a queen and additional bedding that can accommodate up to three additional guests. Sleeps up to five.

OA OB OCEANVIEW WITH PICTURE WINDOW*



Enjoy a large picture window with amazing views and two single beds that convert to a queen.

OT SOLO OCEANVIEW

These staterooms feature a large round window and a queen-size bed. Staterooms are priced exclusively for solo travellers and include access to the private Studio Lounge.

I4 FAMILY INSIDE



An affordable family option, these staterooms include two lower beds that convert to a queen-size bed and two pullman beds.

IA IB IF INSIDE*

These staterooms include two lower beds that convert to a queen-size bed and additional bedding to accommodate up to four total guests.

IT SOLO INSIDE

These staterooms include a queen-size bed and the same amenities as other inside staterooms. Staterooms are priced exclusively for solo travellers and include access to the private Studio Lounge.

T1 SOLO STUDIO



Private keycard access complex comprised of staterooms specifically designed and priced for the solo traveller. Featuring a full-size bed, a virtual window and separate areas for your bathroom, sink and shower, in 9 square metres of living space. Includes access to the private Studio Lounge. No single supplement required.

NORWEGIAN BLISS SCHEMATICS

H2 The Haven Deluxe Owner's Suite with Large Balcony. Sleeps up to six.




H6 The Haven 2-Bedroom Family Villa with Balcony. Sleeps up to six.




HE The Haven Courtyard Penthouse with Large Balcony. Sleeps up to three.



OA Oceanview with Picture Window. Sleeps up to two.



IA Inside. Sleeps up to three.




MA Club Balcony Suite. Sleeps up to four.



BA Balcony. Sleeps up to three.



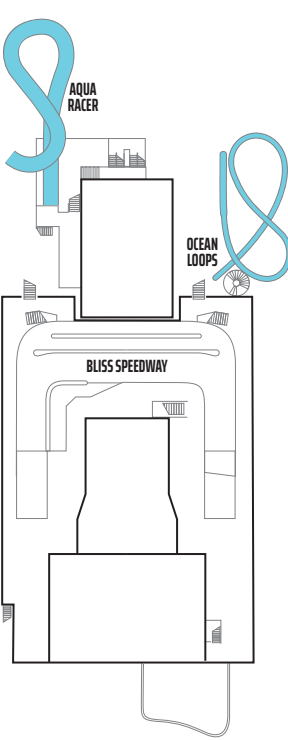
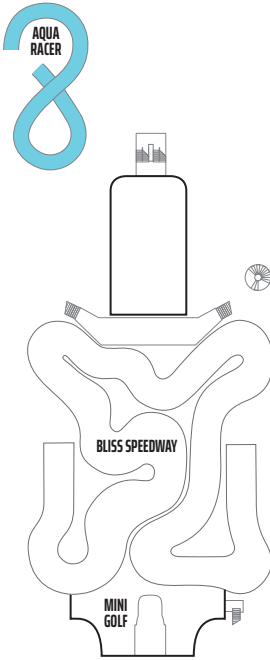
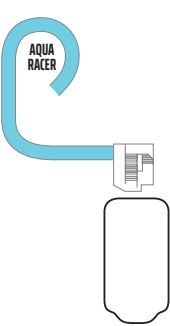
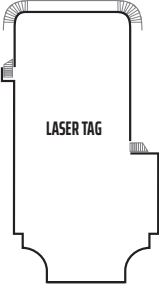
T1 Studio. Sleeps one.



NORWEGIAN BLISS DECK PLANS

LEGEND

- Wheelchair Accessible
- Connecting staterooms
- Third-person occupancy available
- Third- and/or fourth-person occupancy available
- Third-, fourth- and/or fifth-person occupancy available
- Up to sixth-person occupancy available
- Inside stateroom door opens to centre interior corridor and not towards balcony staterooms
- Solid Inside Stateroom wall
- Elevator
- Restroom

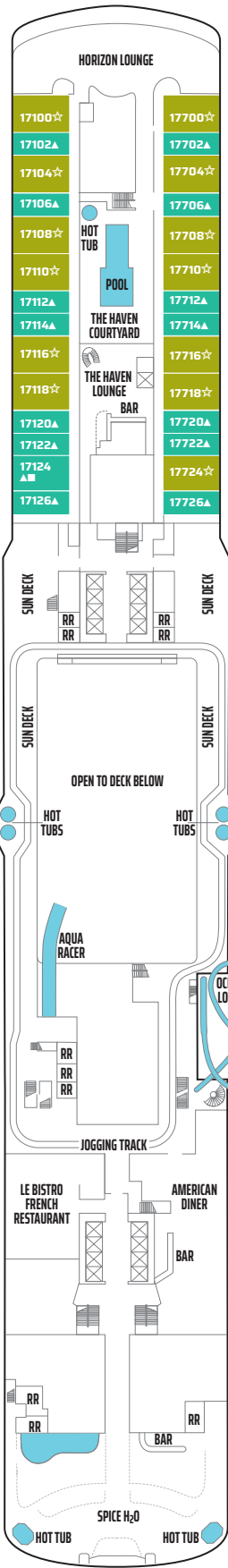


H2 H6 HE HF

DECK 20


DECK 19

DECK 18

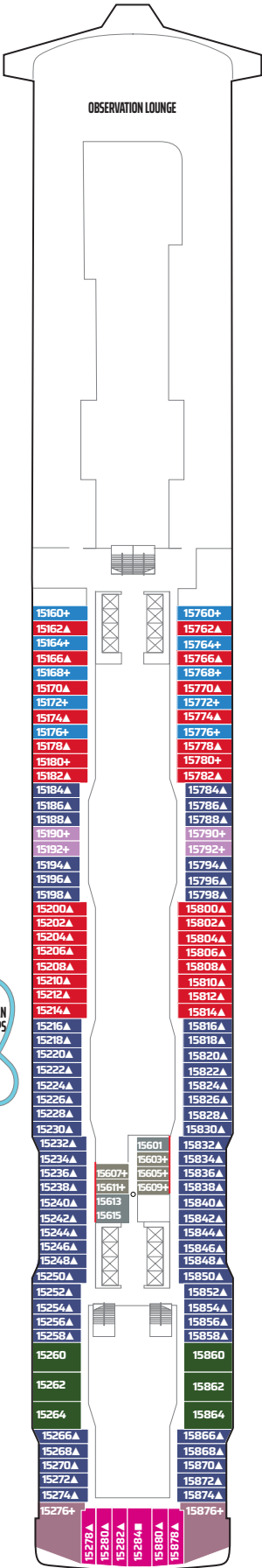


H5 HE

DECK 17

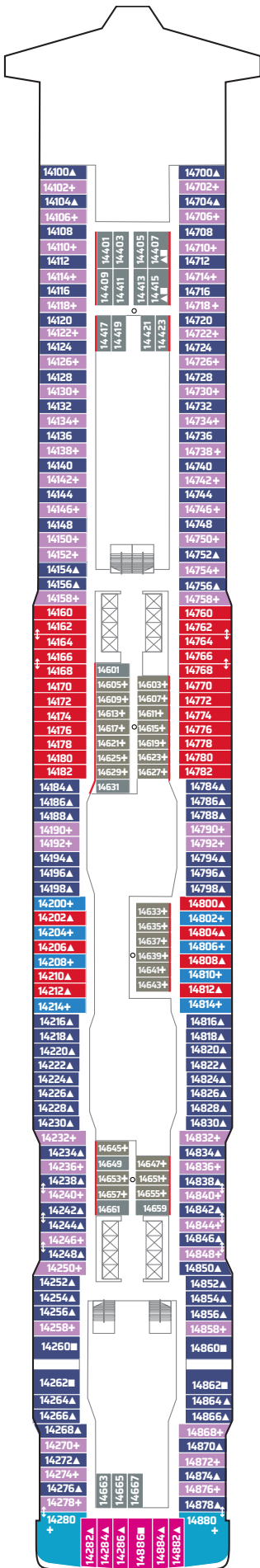


DECK 16



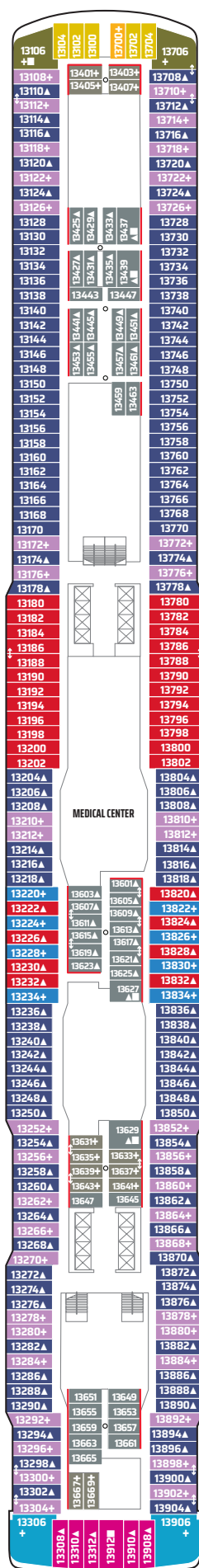
I4 HB MA B4 HI
B1 M4 BA IA

DECK 15



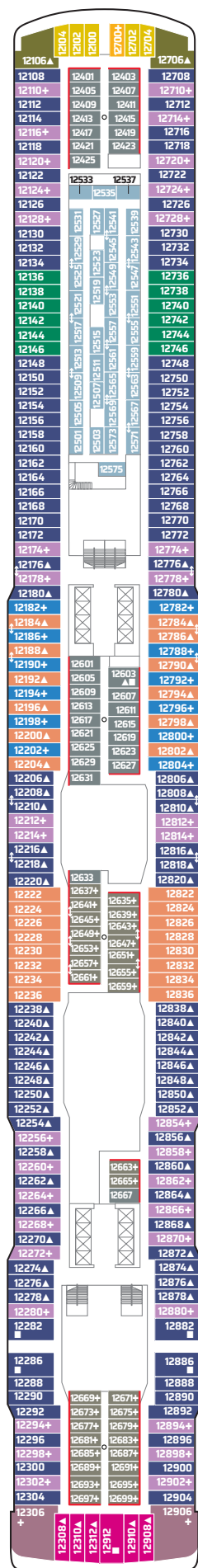
HC M4 MA B1
B4 BA I4 IA

DECK 14



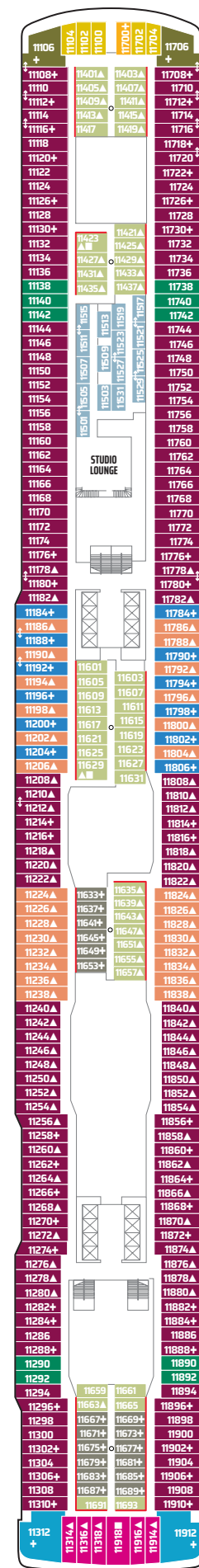
HC HG M4 MA B1 B4
BA O4 OA I4 IA

DECK 13



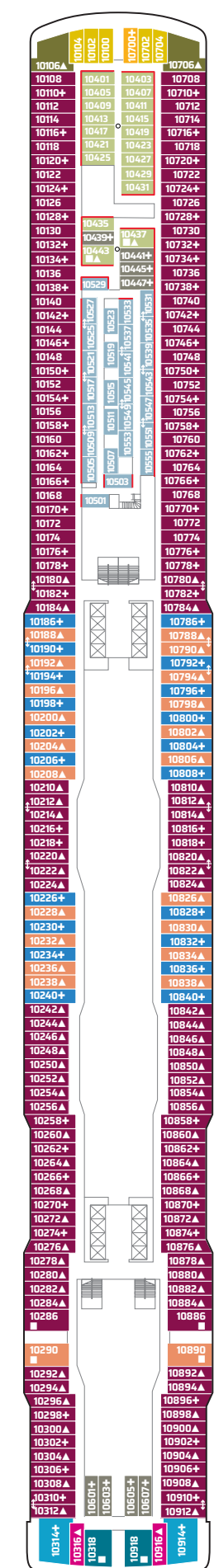
HB HG M4 MB B1 B4 BT
BA O4 OA I4 IA T1

DECK 12



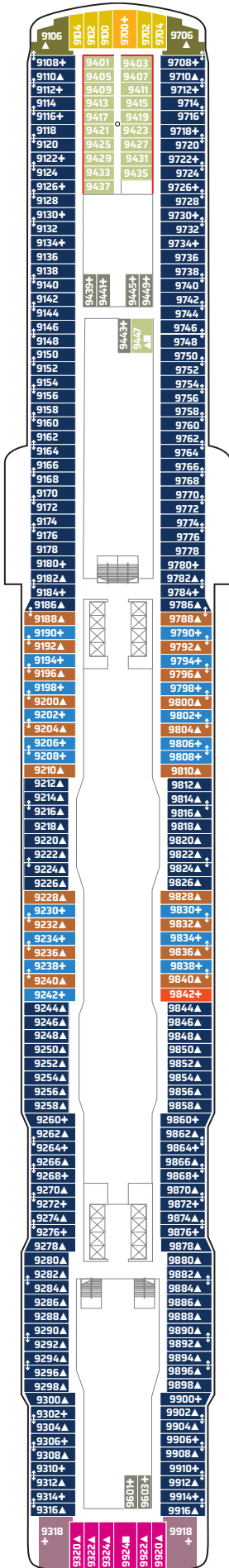
HC HG M4 MB B1 BB
O4 OA I4 IB T1 BT

DECK 11



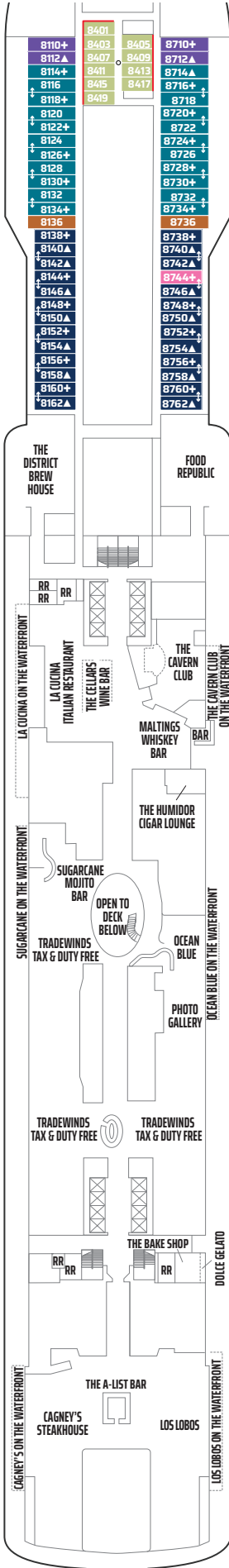
HC HG M4 M6 MB B1
BB O4 OA I4 IB T1

DECK 10



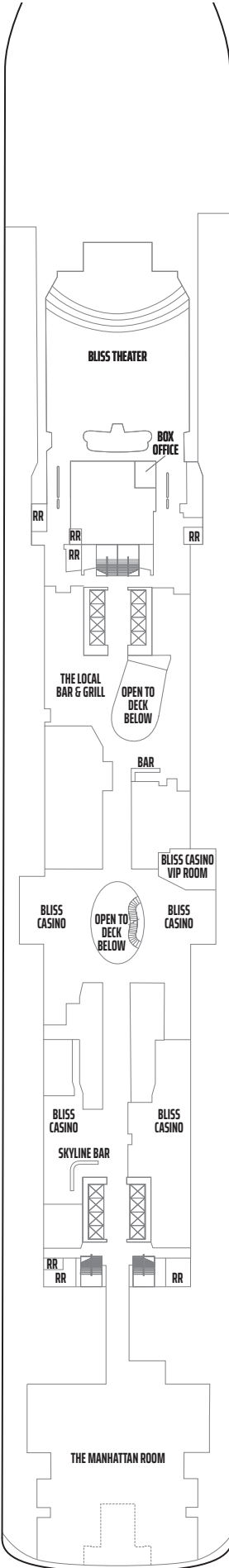
HB HG MC MX M4 M6
B1 BF O4 OA I4 IB

DECK 9

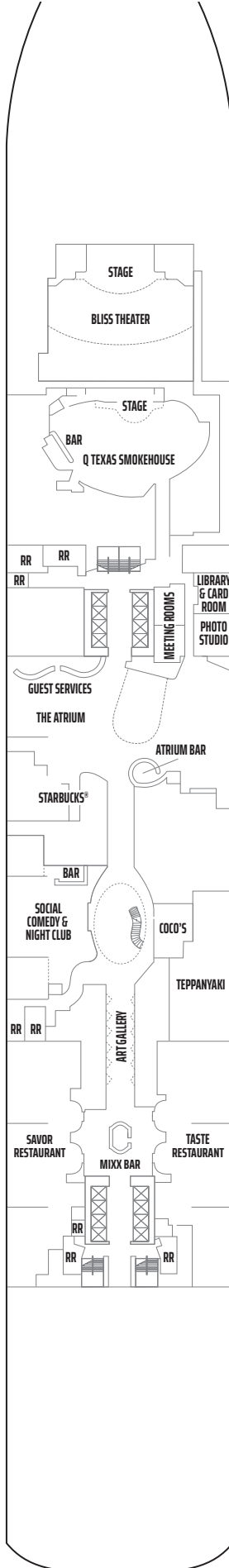


M6 MC B6 BF BX IB

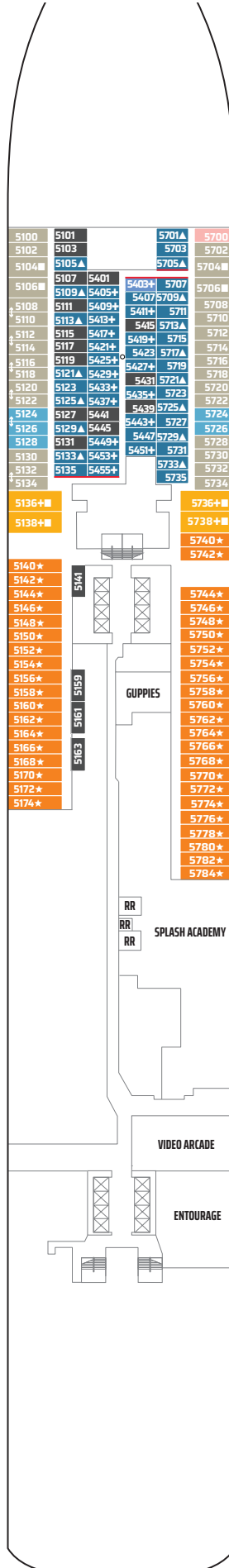
DECK 8



DECK 7



DECK 6



O4 O5 OB OX IF IX IT OT

DECK 5

NORWEGIAN CRUISE LINE FLEET OVERVIEW



NORWEGIAN AQUA™

Built	2025	Max Beam.....	41 m	Crew	1,597
Gross tonnage.....	156,300	Draft.....	9 m	Guests (double occupancy).....	3,571
Overall length.....	322 m				



NORWEGIAN VIVA™

Built	2023	Max Beam.....	41 m	Crew	1,506
Gross tonnage.....	143,535	Draft.....	9 m	Guests (double occupancy).....	3,195
Overall length.....	294 m				



NORWEGIAN PRIMA®

Built	2022	Max Beam.....	41 m	Crew	1,506
Gross tonnage.....	143,535	Draft.....	9 m	Guests (double occupancy).....	3,195
Overall length.....	294 m				



NORWEGIAN ENCORE®

Built	2019	Max Beam.....	41 m	Crew	1,735
Gross tonnage.....	169,116	Draft.....	9 m	Guests (double occupancy).....	3,958
Overall length.....	333 m				



NORWEGIAN BLISS®

Built	2018	Max Beam.....	41 m	Crew	1,716
Gross tonnage.....	168,028	Draft.....	9 m	Guests (double occupancy).....	3,958
Overall length.....	333 m				



NORWEGIAN JOY®

Built	2017	Overall length.....	333 m	Crew	1,821
Refurbished	2024	Max Beam.....	41 m	Guests (double occupancy).....	3,728
Gross tonnage.....	167,725	Draft	9 m		



NORWEGIAN ESCAPE®

Built	2015	Overall length.....	326 m	Crew	1,733
Refurbished	2021	Max Beam.....	41 m	Guests (double occupancy).....	4,218
Gross tonnage.....	164,600	Draft	8 m		



NORWEGIAN GETAWAY®

Built	2014	Overall length.....	326 m	Crew	1,646
Refurbished	2020	Max Beam.....	40 m	Guests (double occupancy).....	3,903
Gross tonnage.....	145,655	Draft	8 m		



NORWEGIAN BREAKAWAY®

Built	2013	Overall length.....	326 m	Crew	1,657
Refurbished	2020	Max Beam.....	40 m	Guests (double occupancy).....	3,903
Gross tonnage.....	145,655	Draft	8 m		



NORWEGIAN EPIC®

Built	2010	Overall length.....	329 m	Crew	1,724
Refurbished	2020	Max Beam.....	41 m	Guests (double occupancy).....	4,070
Gross tonnage.....	155,873	Draft	9 m		



NORWEGIAN GEM®

Built	2007	Overall length.....	294 m	Crew	1,070
Refurbished	2022	Max Beam.....	32 m	Guests (double occupancy)	2,344
Gross tonnage	93,530	Draft	9 m		



NORWEGIAN PEARL®

Built	2006	Overall length.....	294 m	Crew	1,072
Refurbished	2021	Max Beam.....	32 m	Guests (double occupancy)	2,344
Gross tonnage	93,530	Draft	8 m		



NORWEGIAN JADE®

Built	2006	Overall length.....	294 m	Crew	1,037
Refurbished	2022	Max Beam.....	32 m	Guests (double occupancy)	2,352
Gross tonnage	93,558	Draft	9 m		



NORWEGIAN JEWEL®

Built	2005	Overall length.....	294 m	Crew	1,069
Refurbished	2022	Max Beam.....	32 m	Guests (double occupancy)	2,330
Gross tonnage	93,502	Draft	9 m		



PRIDE OF AMERICA®

Built	2005	Overall length.....	280 m	Crew	927
Refurbished	2021	Max Beam.....	32 m	Guests (double occupancy)	2,150
Gross tonnage	80,439	Draft	8 m		



NORWEGIAN DAWN®

Built	2002	Overall length.....	294 m	Crew	1,032
Refurbished	2021	Max Beam.....	32 m	Guests (double occupancy)	2,290
Gross tonnage	92,250	Draft	9 m		



NORWEGIAN STAR®

Built	2001	Overall length.....	294 m	Crew	1,031
Refurbished	2021	Max Beam.....	32 m	Guests (double occupancy)	2,298
Gross tonnage	91,740	Draft	9 m		



NORWEGIAN SUN®

Built	2001	Overall length.....	258 m	Crew	906
Refurbished	2018	Max Beam.....	32 m	Guests (double occupancy)	1,878
Gross tonnage	78,309	Draft	8 m		



NORWEGIAN SKY®

Built	1999	Overall length.....	258 m	Crew	899
Refurbished	2022	Max Beam.....	32 m	Guests (double occupancy)	1,944
Gross tonnage	77,104	Draft	8 m		



NORWEGIAN SPIRIT®

Built	1998	Overall length.....	268 m	Crew	904
Refurbished	2022	Max Beam.....	32 m	Guests (double occupancy)	1,972
Gross tonnage	75,904	Draft	8 m		

