

NCL
NORWEGIAN
CRUISE LINE®

DECK BY DECK

DECK PLANS &
ACCOMMODATION GUIDE



NORWEGIAN VIVA ACCOMMODATION

THE HAVEN BY NORWEGIAN®

Located at the top of the ship, The Haven features private keycard access, a 24-hour butler, concierge service, a private courtyard, private restaurant and bar. All Suites offer king-size beds, luxury baths and private balconies.

H2 THE HAVEN PREMIER OWNER'S SUITE WITH LARGE BALCONY



These spacious Suites offer breathtaking views from the large, aft-facing balcony and include separate living and dining areas, three bedrooms with king-size beds, a double sofa bed, three bathrooms with showers, a half-bath and an outdoor hot tub.

H3 THE HAVEN DELUXE OWNER'S SUITE WITH LARGE BALCONY



Marvel at magnificent views from the aft-facing balcony. Featuring a separate living and dining area, the Suites also include two bedrooms with king-size beds, two luxury bathrooms with showers, a half-bath, additional bedding to accommodate six total guests and an outdoor hot tub.

H4 THE HAVEN AFT-FACING OWNER'S SUITE WITH MASTER BEDROOM & LARGE BALCONY



These luxury Owner's Suites feature a stylish master bedroom with king-size bed, a double sofa bed to accommodate two more, luxury bath with shower and incredible views from the large, aft-facing balcony, some with an outdoor hot tub.

H5 THE HAVEN OWNER'S SUITE WITH LARGE BALCONY



Retreat to your sumptuous private oasis in The Haven Owner's Suite, featuring a separate bedroom in most with king-size bed, a double sofa bed to accommodate two more, living area, luxury shower and a large balcony to gather together and enjoy the beautiful vistas. Butler and concierge service round out your incredible getaway.

H6 THE HAVEN 2-BEDROOM FAMILY VILLA WITH LARGE BALCONY



These Villas provide the ideal luxury retreat for the whole family. They feature two bedrooms, one king-size bed, one queen-size bed, a double sofa bed, two bathrooms with showers and a large balcony to gather together and enjoy the beautiful views or snuggle under the stars.

HA THE HAVEN AFT-FACING PENTHOUSE WITH LARGE BALCONY



Enjoy sophisticated style and luxury in this aft-facing, spacious Penthouse with a large balcony offering incredible vistas. Features include a king-size bed, luxury bath with shower and an outdoor hot tub.

HB THE HAVEN AFT-FACING PENTHOUSE WITH MASTER BEDROOM & LARGE BALCONY

Located in the exclusive enclave of The Haven, retreat to your luxury Penthouse that features a master bedroom with king-size bed and an aft-facing balcony offering awe-inspiring views. Some staterooms contain a double sofa bed. Also includes the indulgence of butler and concierge service. (ADA stateroom does not have a separate bedroom.)

HE THE HAVEN PENTHOUSE WITH BALCONY



These luxury Penthouses feature a king-size bed, some with bedding to accommodate one more, luxury bath with shower, plus a sitting area and a large balcony to admire the gorgeous views.

SUITES

SH AFT-FACING SUITE WITH LARGE BALCONY

Marvel at the unparalleled views from the large, aft-facing balcony of these spacious, stylish Suites featuring two lower beds that convert to a queen and a double sofa bed. They also include butler and concierge service.

SI AFT-FACING SUITE WITH LARGE BALCONY

Relax and soak in the gorgeous views from the aft-facing balcony of these stylish Suites. Featuring two lower beds that convert to a queen, they can connect to a Club Balcony Suite, perfect for family or friends to spread out yet stay close. Includes butler and concierge, too.

SJ FAMILY SUITE WITH MASTER BEDROOM & BALCONY

Perfect for the whole family, these Suites are located mid-ship and have plenty of room to spread out. They feature a separate bedroom with two lower beds that convert to a queen, a double sofa bed and spacious bath. Includes butler and concierge service, too.

SK FORWARD-FACING SUITE WITH MASTER BEDROOM & LARGE BALCONY

Stunning views are straight ahead from the large, private balcony of these forward-facing, luxury Suites, perfect for up to four guests. Includes a separate bedroom with two lower beds that convert to a queen, a double sofa bed, spacious bath and butler and concierge service for the ultimate getaway.

SL FAMILY SUITE WITH LARGE BALCONY

An ideal retreat for the whole family, these Suites feature two lower beds that convert to a queen, a double sofa bed, plus a forward-facing balcony offering stunning views. Round out your picture-perfect family holiday with the indulgence of butler and concierge service.

CLUB BALCONY SUITES AND BALCONY STATEROOMS

Club Balcony Suites offer a little more space than Balcony staterooms. All staterooms feature two lower beds that convert to a queen-size bed.

M2 FORWARD-FACING CLUB BALCONY SUITE WITH LARGE BALCONY



With plenty of room for up to four guests, these Club Balcony Suites feature two lower beds that convert to a queen, some with a single or double sofa bed, spacious bathroom and a sliding glass door that leads to a forward-facing balcony offering spectacular views.

M4 FAMILY CLUB BALCONY SUITE

These spacious, stylish Club Balcony Suites located at the back of the ship feature two lower beds that convert to a queen, a double sofa bed and a private balcony to soak in the magnificent views. Some of these Suites can connect to other staterooms — perfect for larger groups.

MA CLUB BALCONY SUITE



These stylish Club Balcony Suites are located at the back of the ship and offer the ideal retreat for two guests. They include two lower beds that convert to a queen, plus a balcony to marvel at the ever-changing views. Some can connect to other staterooms — ideal for larger groups.

MB FORWARD-FACING CLUB BALCONY SUITE

These stylish Club Balcony Suites are forward-facing and offer the ideal retreat for two guests. They include two lower beds that convert to a queen, plus a balcony to marvel at the ever-changing views. Some can connect to other staterooms — perfect for larger groups.

MX SAILAWAY CLUB BALCONY SUITE

A Sailaway Club Balcony Suite guarantees a Club Balcony Suite or better! Please note that the view from your balcony may be fully obstructed or partially obstructed. Your stateroom may be on any deck and assigned up to one day prior to embarkation.

B1 AFT-FACING BALCONY



Ideal for up to four guests, these staterooms include two lower beds that convert to a queen, some with a double sofa bed, spacious bathroom and are located aft, so the view from your private balcony is stunning. Some can connect to other staterooms.

B4 FAMILY BALCONY



These Balcony staterooms are perfect for the whole family. With room for up to four guests, they include two lower beds that convert to a queen, a double sofa bed, spacious bathroom, plus a balcony to admire the sparkling waters. Some can connect to other staterooms.

BA BB BF BALCONY*

Balcony staterooms include two lower beds that convert to a queen, a sitting area and floor-to-ceiling glass doors that open onto a private balcony offering amazing views. Some can connect to other staterooms — perfect for larger groups.

BT SOLO BALCONY

These spacious staterooms include a queen-size bed, sitting area and floor-to-ceiling glass doors that open onto a private balcony. Staterooms are priced exclusively for solo travellers and include access to the private Studio Lounge.

BX SAILAWAY BALCONY

A Sailaway Balcony stateroom guarantees a Balcony stateroom or better! Please note that the view from your balcony may be fully obstructed or partially obstructed. Your stateroom may be on any deck and assigned up to one day prior to embarkation.

OCEANVIEW, INSIDE AND STUDIO STATEROOMS

All feature two lower beds that convert to a queen-size bed. Studios feature a full-size bed.

O2 OCEANVIEW

These Oceanview staterooms are perfect for up to two guests who want a room with a view. Guests can step outside to take in the fresh sea breezes on a balcony that is obstructed by the dry slide. These rooms feature two lower beds that convert to a queen, a sitting area and bathroom.

O4 FAMILY OCEANVIEW



Perfect for families, these staterooms include two lower beds that convert to a queen, a double sofa bed to accommodate two more and a window offering beautiful views. Some also can connect to other staterooms for even more options.

OA LARGE OCEANVIEW WITH ROUND WINDOW

These spacious staterooms are perfect for two guests to stretch out and relax, featuring a window with beautiful views and two lower beds that convert to a queen. Some can connect to other staterooms, too.

OB OCEANVIEW WITH ROUND WINDOW

Enjoy the great views from your window and two lower beds that convert to a queen. Some of these comfortable staterooms can connect, so you can stay close yet spread out. Sleeps up to two.

OT SOLO OCEANVIEW

These staterooms feature a large round window and a queen-size bed. Staterooms are priced exclusively for solo travellers and include access to the private Studio Lounge.

OX SAILAWAY OCEANVIEW

A Sailaway Oceanview stateroom guarantees an Oceanview stateroom or better! Your stateroom may be on any deck and assigned up to one day prior to embarkation.

I4 FAMILY INSIDE

An affordable family option, these staterooms offer many of the same amenities as an Oceanview and include two lower beds that convert to a queen and two pullman beds.

IA IB IF INSIDE*

These Inside staterooms are the most affordable way to cruise. They include two lower beds that convert to a queen, perfect for two guests to rest and recharge.

IX SAILAWAY INSIDE

A Sailaway Inside stateroom guarantees an Inside stateroom or better! Your stateroom may be on any deck and assigned between time of booking up to one day prior to embarkation.

IT SOLO INSIDE

These staterooms include a queen-size bed and the same amenities as other inside staterooms. Staterooms are priced exclusively for solo travellers and include access to the private Studio Lounge.

T1 SOLO STUDIO

Private keycard access complex comprised of staterooms specifically designed and priced for the solo traveller. Featuring a full-size bed and separate area for your bathroom in almost 9 square metres of living space. Includes access to the private Studio Lounge. No single supplement required.

NORWEGIAN VIVA SCHEMATICS

H2 The Haven Premier Owner's Suite with Large Balcony. Sleeps up to eight.



HA The Haven Aft-Facing Penthouse with Large Balcony. Sleeps up to two.



H5 The Haven Owner's Suite with Master Bedroom & Large Balcony. Sleeps up to four.



H6 The Haven 2-Bedroom Family Villa with Large Balcony. Sleeps up to six.



H3 The Haven Deluxe Owner's Suite with Large Balcony. Sleeps up to six.



OA Large Oceanview with Round Window. Sleeps up to two.



HE The Haven Penthouse with Balcony. Sleeps up to three.



M2 Forward-Facing Club Balcony Suite with Large Balcony. Sleeps up to four.



HB The Haven Aft-Facing Penthouse with Master Bedroom & Large Balcony. Sleeps up to four.



I4 Family Inside. Sleeps up to four.



OB Oceanview with Round Window. Sleeps up to two.



M2 Forward-Facing Club Balcony Suite with Large Balcony. Sleeps up to four.



M4 Family Club Balcony Suite. Sleeps up to four.



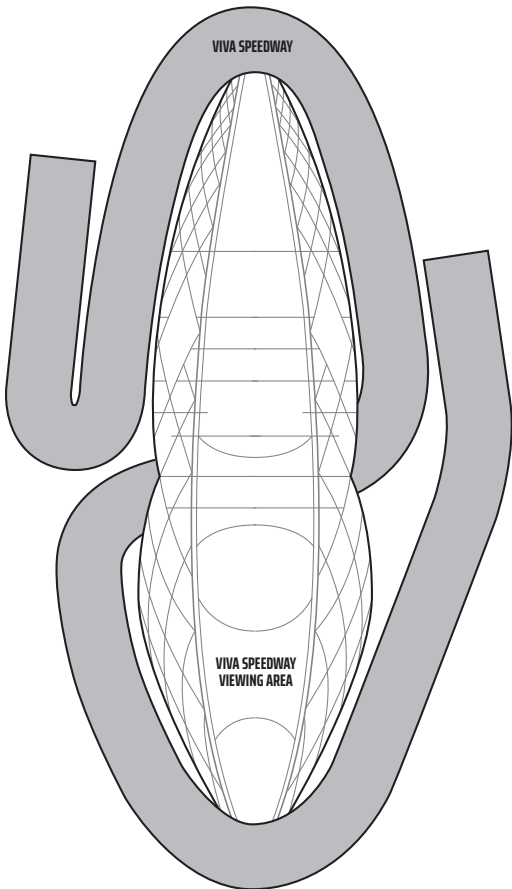
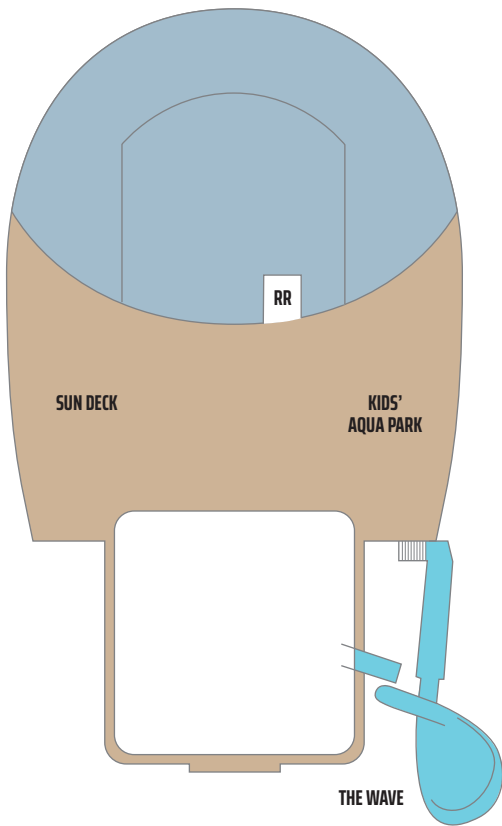
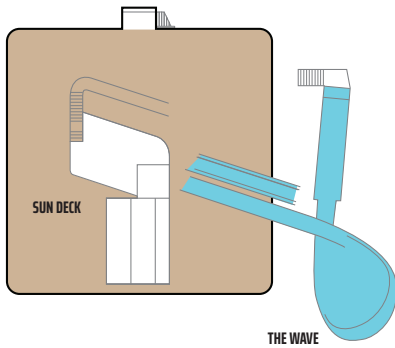
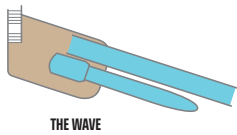
BA Balcony. Sleeps up to two.



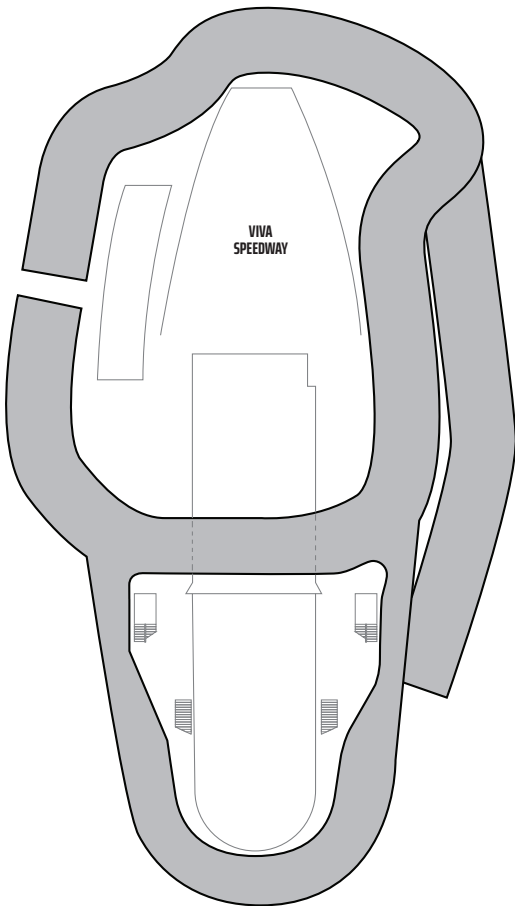
NORWEGIAN VIVA DECK PLANS

LEGEND

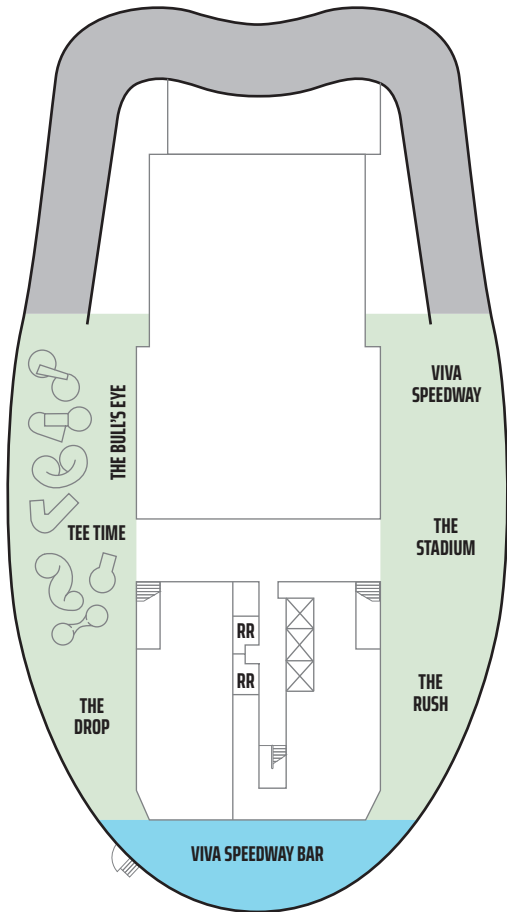
- Wheelchair Accessible
- ↕ Connecting staterooms
- ▲ Third-person occupancy available
- ⊕ Third- and/or fourth-person occupancy available
- ★ Third-, fourth- and/or fifth-person occupancy available
- ☆ Up to sixth-person occupancy available
- Inside stateroom door opens to centre interior corridor and not towards balcony staterooms
- Solid inside stateroom wall
- ☒ Elevator
- RR Restroom



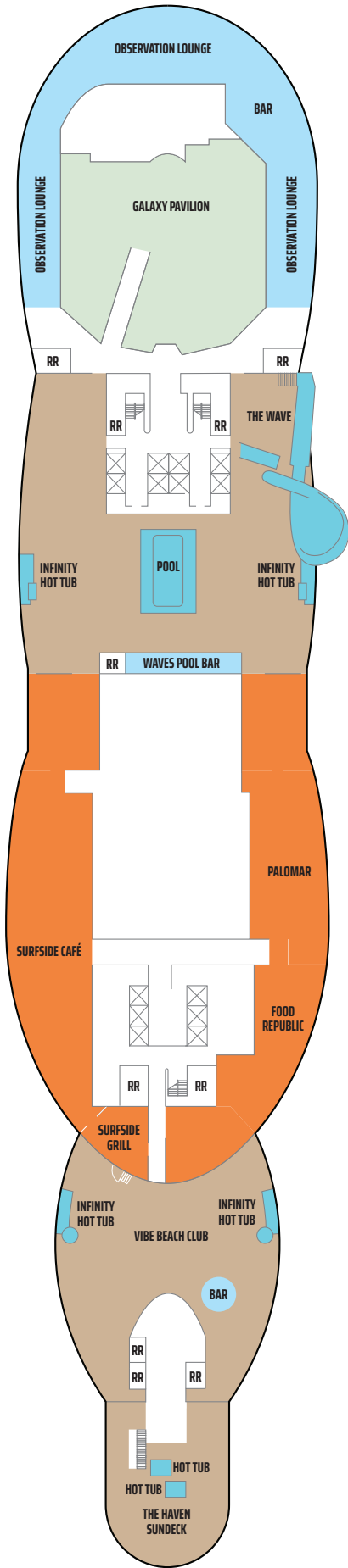
DECK 20



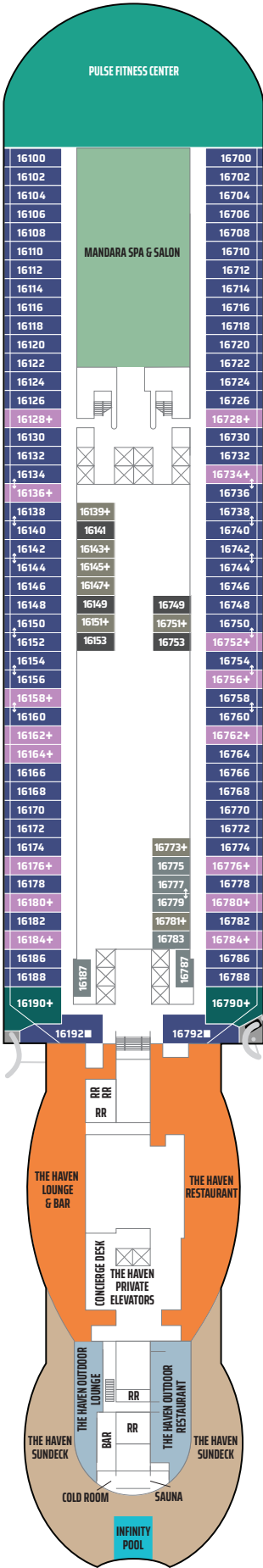
DECK 19



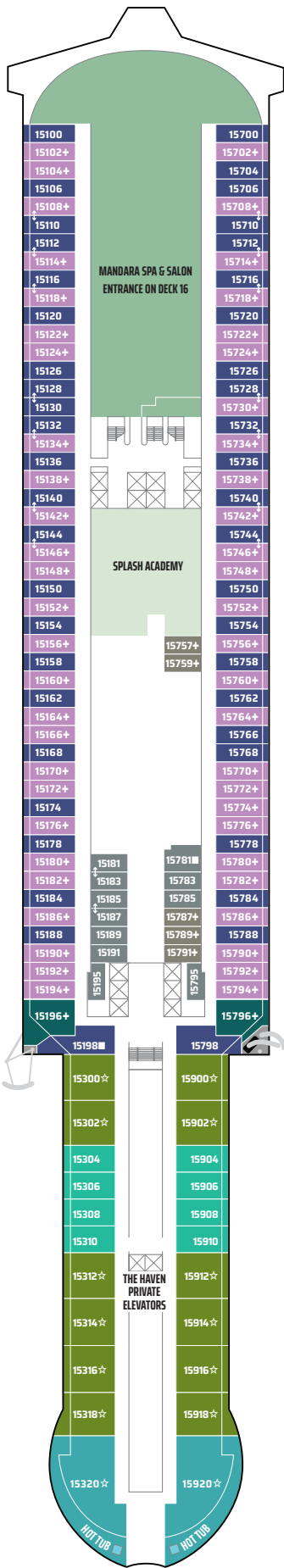
DECK 18



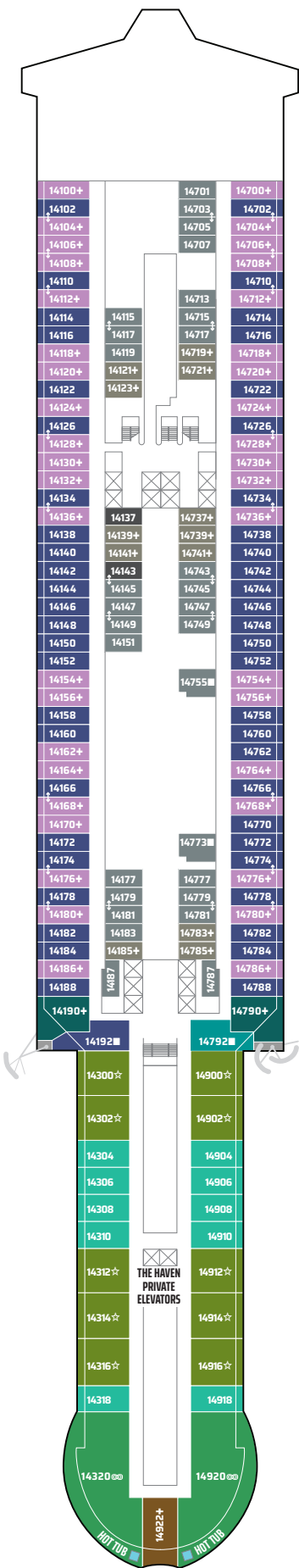
DECK 17



DECK 16



DECK 15

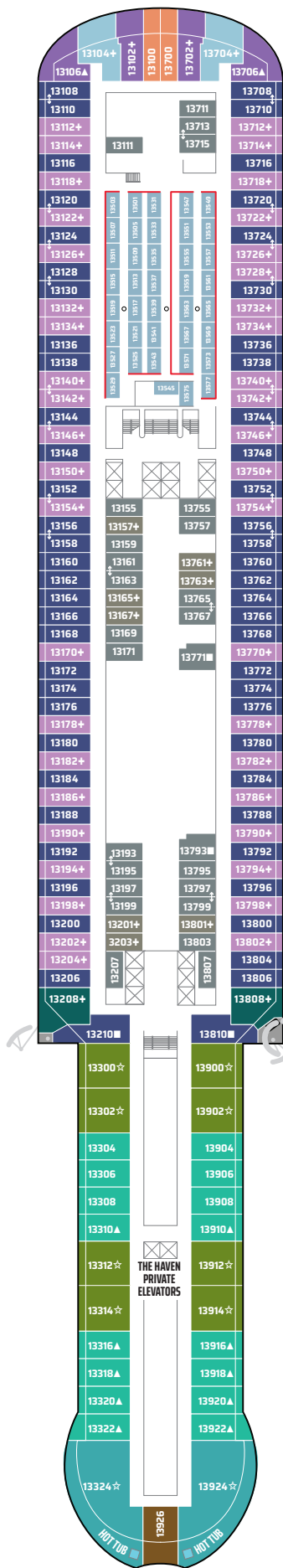


DECK 14


SJ B4 BA
I4 IA IT

H3 H6 HE SJ
B4 BA I4 IA

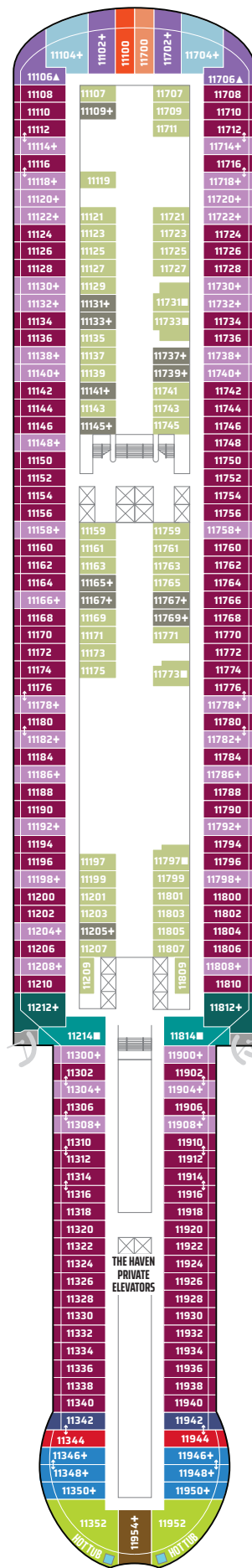
H2 H6 HB HE SJ B4
BA O2 I4 IA IT



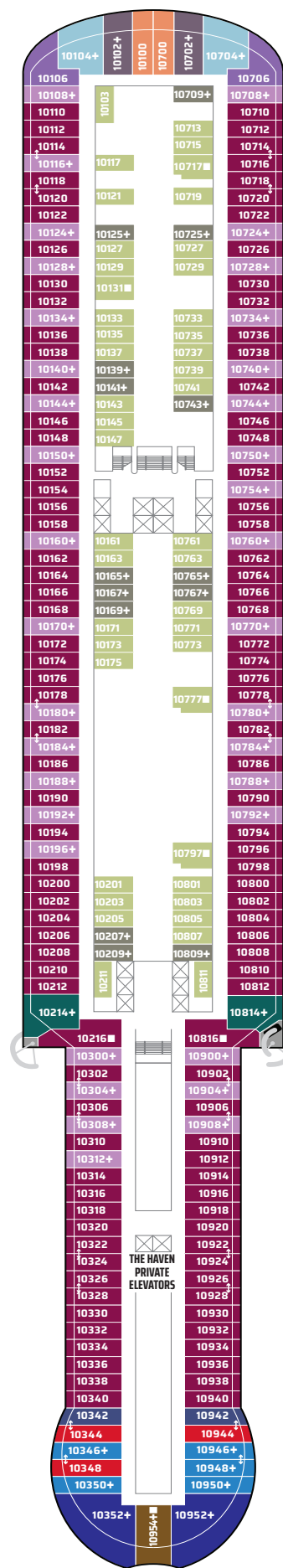
DECK 13



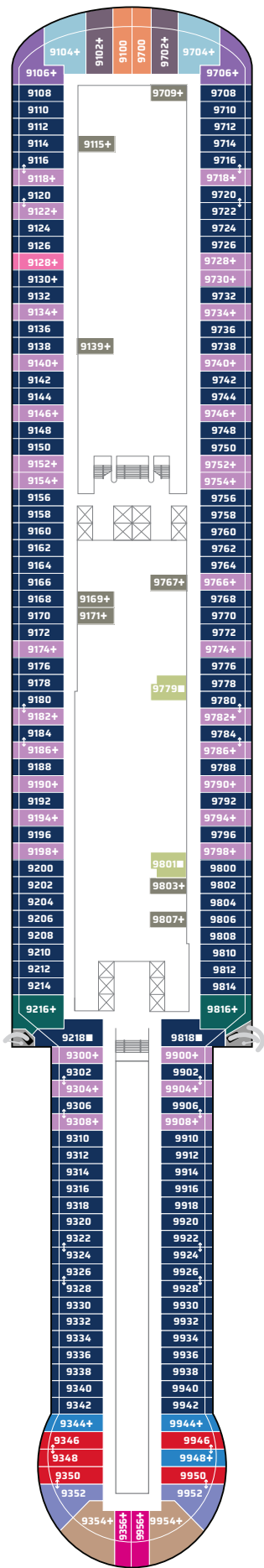
DECK 12



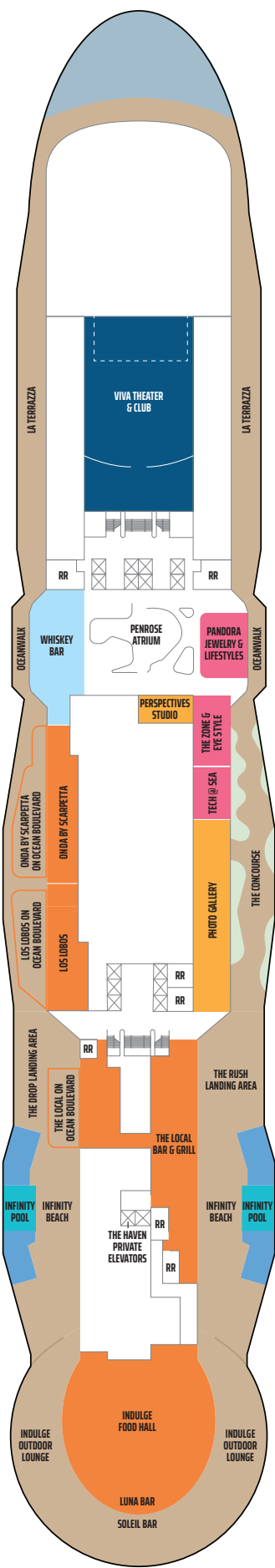
DECK 11



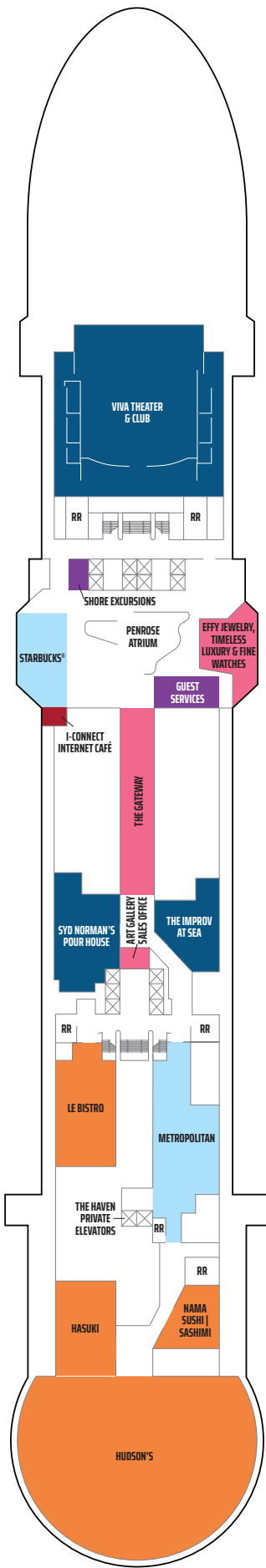
DECK 10



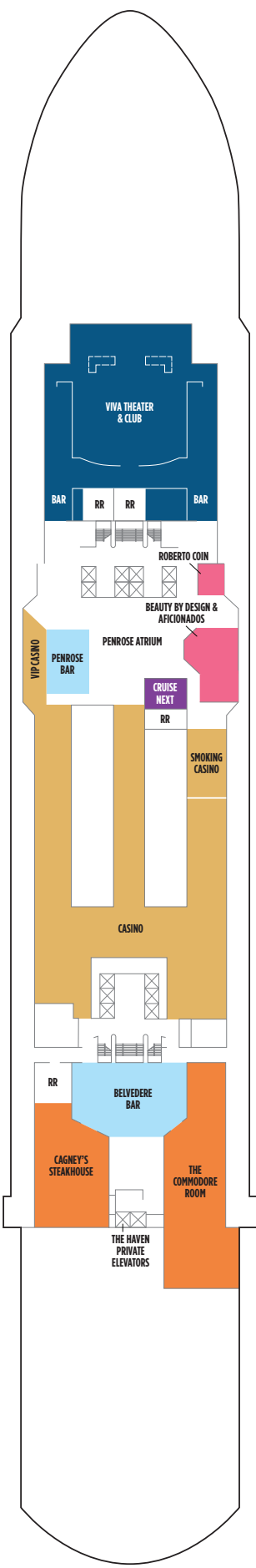
DECK 9




DECK 8



DECK 7



DECK 6



DECK 5

NORWEGIAN CRUISE LINE FLEET OVERVIEW



NORWEGIAN AQUA™

Built	2025	Max Beam.....	41 m	Crew	1,597
Gross tonnage.....	156,300	Draft.....	9 m	Guests (double occupancy).....	3,571
Overall length.....	322 m				



NORWEGIAN VIVA™

Built	2023	Max Beam.....	41 m	Crew	1,506
Gross tonnage.....	143,535	Draft.....	9 m	Guests (double occupancy).....	3,195
Overall length.....	294 m				



NORWEGIAN PRIMA®

Built	2022	Max Beam.....	41 m	Crew	1,506
Gross tonnage.....	143,535	Draft.....	9 m	Guests (double occupancy).....	3,195
Overall length.....	294 m				



NORWEGIAN ENCORE®

Built	2019	Max Beam.....	41 m	Crew	1,735
Gross tonnage.....	169,116	Draft.....	9 m	Guests (double occupancy).....	3,958
Overall length.....	333 m				



NORWEGIAN BLISS®

Built	2018	Max Beam.....	41 m	Crew	1,716
Gross tonnage.....	168,028	Draft.....	9 m	Guests (double occupancy).....	3,958
Overall length.....	333 m				



NORWEGIAN JOY®

Built	2017	Overall length.....	333 m	Crew	1,821
Refurbished	2024	Max Beam.....	41 m	Guests (double occupancy).....	3,728
Gross tonnage.....	167,725	Draft	9 m		



NORWEGIAN ESCAPE®

Built	2015	Overall length.....	326 m	Crew	1,733
Refurbished	2021	Max Beam.....	41 m	Guests (double occupancy).....	4,218
Gross tonnage.....	164,600	Draft	8 m		



NORWEGIAN GETAWAY®

Built	2014	Overall length.....	326 m	Crew	1,646
Refurbished	2020	Max Beam.....	40 m	Guests (double occupancy).....	3,903
Gross tonnage.....	145,655	Draft	8 m		



NORWEGIAN BREAKAWAY®

Built	2013	Overall length.....	326 m	Crew	1,657
Refurbished	2020	Max Beam.....	40 m	Guests (double occupancy).....	3,903
Gross tonnage.....	145,655	Draft	8 m		



NORWEGIAN EPIC®

Built	2010	Overall length.....	329 m	Crew	1,724
Refurbished	2020	Max Beam.....	41 m	Guests (double occupancy).....	4,070
Gross tonnage.....	155,873	Draft	9 m		



NORWEGIAN GEM®

Built	2007	Overall length.....	294 m	Crew	1,070
Refurbished	2022	Max Beam.....	32 m	Guests (double occupancy)	2,344
Gross tonnage	93,530	Draft	9 m		



NORWEGIAN PEARL®

Built	2006	Overall length.....	294 m	Crew	1,072
Refurbished	2021	Max Beam.....	32 m	Guests (double occupancy)	2,344
Gross tonnage	93,530	Draft	8 m		



NORWEGIAN JADE®

Built	2006	Overall length.....	294 m	Crew	1,037
Refurbished	2022	Max Beam.....	32 m	Guests (double occupancy)	2,352
Gross tonnage	93,558	Draft	9 m		




NORWEGIAN JEWEL®

Built	2005	Overall length.....	294 m	Crew	1,069
Refurbished	2022	Max Beam.....	32 m	Guests (double occupancy)	2,330
Gross tonnage	93,502	Draft	9 m		



PRIDE OF AMERICA®

Built	2005	Overall length.....	280 m	Crew	927
Refurbished	2021	Max Beam.....	32 m	Guests (double occupancy)	2,150
Gross tonnage	80,439	Draft	8 m		



NORWEGIAN DAWN®

Built	2002	Overall length.....	294 m	Crew	1,032
Refurbished	2021	Max Beam.....	32 m	Guests (double occupancy)	2,290
Gross tonnage	92,250	Draft	9 m		



NORWEGIAN STAR®

Built	2001	Overall length.....	294 m	Crew	1,031
Refurbished	2021	Max Beam.....	32 m	Guests (double occupancy)	2,298
Gross tonnage	91,740	Draft	9 m		



NORWEGIAN SUN®

Built	2001	Overall length.....	258 m	Crew	906
Refurbished	2018	Max Beam.....	32 m	Guests (double occupancy)	1,878
Gross tonnage	78,309	Draft	8 m		



NORWEGIAN SKY®

Built	1999	Overall length.....	258 m	Crew	899
Refurbished	2022	Max Beam.....	32 m	Guests (double occupancy)	1,944
Gross tonnage	77,104	Draft	8 m		



NORWEGIAN SPIRIT®

Built	1998	Overall length.....	268 m	Crew	904
Refurbished	2022	Max Beam.....	32 m	Guests (double occupancy)	1,972
Gross tonnage	75,904	Draft	8 m		

