

NCL  
NORWEGIAN  
CRUISE LINE®

# DECK BY DECK

DECK PLANS &  
ACCOMMODATION GUIDE





# NORWEGIAN STAR ACCOMMODATION

## SUITES

All Suites include butler and concierge service. This generous accommodation includes king- or queen-size beds, separate living and dining areas and a luxury bath.

### S1 3-BEDROOM GARDEN VILLA



With room for up to seven guests, these Villas offer three bedrooms, each with a king- or queen-size bed, luxury bath and shower, living room, dining room, a private garden with hot tub, outdoor dining area and terrace to enjoy the beautiful view.

### S2 DELUXE OWNER'S SUITE WITH TWO BALCONIES

These Suites accommodate four guests and include a separate bedroom with king-size bed, luxury bath with whirlpool, guest bath and a living and dining area. Enjoy butler and concierge service.

### S3 OWNER'S SUITE WITH TWO BALCONIES

With room for up to four guests, these Suites include a double balcony, living room, dining room and separate bedroom with king-size bed. Enjoy butler and concierge service.

### S4 2-BEDROOM DELUXE FAMILY SUITE WITH BALCONY

With room for up to six guests, these Suites are perfect for the whole family. Enjoy a living area, dining area, a separate bedroom with a queen-size bed and a separate children's bedroom. Take in amazing views from your private balcony. Plus, these Suites can connect to a Club Balcony Suite. Includes butler and concierge service.

### S6 DELUXE OWNER'S SUITE



Enjoy the magnificent views from the expansive wall of windows of these Suites that include a king-size bed and additional bedding to accommodate up to a total of six guests, luxury bath with whirlpool, sitting and dining areas and the indulgence of butler and concierge service.

### SC PENTHOUSE WITH BALCONY

With room for up to four guests, these Penthouses feature two lower beds that convert to a queen-size bed, a double sofa bed, sitting area and private balcony to admire the view.

### SD FORWARD-FACING DELUXE PENTHOUSE WITH LARGE BALCONY

Featuring a large, forward-facing balcony, these Penthouses accommodate up to four guests and include a queen-size bed, luxury bath, plus a comfortable living and dining area.

### SF FORWARD-FACING PENTHOUSE WITH LARGE BALCONY

Step out onto your large, forward-facing balcony and enjoy magnificent views. With room for up to three guests, these Penthouses feature a queen-size bed, luxury bath and a living and dining area. Enjoy butler and concierge service.

### SM AFT-FACING PENTHOUSE WITH LARGE BALCONY

These Penthouses include a bedroom with a queen-size bed, single sofa bed, luxury bath, living and dining area and unparalleled views from the aft-facing balcony.

### SN AFT-FACING PENTHOUSE WITH BALCONY

These stylish Penthouses include a bedroom with a queen-size bed, single sofa bed, luxury bath with a shower and bathtub, living and dining area and unparalleled views from the aft-facing balcony. Plus, you'll be spoiled with butler and concierge service.

### SP FAMILY SUITE

Bring the whole gang because this Suite sleeps up to six guests. It features a king-size bed separated for added privacy, double sofa bed and some also have a double murphy bed to accommodate two more. Everyone can hang out in the sitting area, and there is a luxury bath with shower. Butler and concierge included.

## CLUB BALCONY SUITES

These spacious Club Balcony Suites include a sitting area, luxury bath with shower and two lower beds that convert to a queen-size bed.

### MA MB CLUB BALCONY SUITE\*

These Club Balcony Suites sleep up to four guests and feature two lower beds that convert into a queen-size bed, plus additional bedding to sleep two more guests as well as a sitting area, luxury bath with shower and bathtub and amazing views from the private balcony.

## BALCONY STATEROOMS

Floor-to-ceiling glass doors open to a private balcony. Two lower beds convert to a queen-size bed, and a sofa bed in a separate sitting area pulls out to a single bed.

### B1 AFT-FACING BALCONY

With room for up to three guests, these staterooms offer floor-to-ceiling glass doors and an aft-facing private balcony with spectacular views, two lower beds that convert into a queen-size bed and a single sofa bed to accommodate one more.

### BA BF BALCONY\*

With room for up to three guests, these staterooms offer floor-to-ceiling glass doors, a private balcony with an amazing view, two lower beds that convert into a queen-size bed and some even feature additional bedding to accommodate one more.

### BT SOLO BALCONY

These spacious staterooms include a queen-size bed, sitting area and floor-to-ceiling glass doors that open onto a private balcony. Staterooms are priced exclusively for solo travellers.

## OCEANVIEW STATEROOMS

Large windows offer views of the latest port. All feature two lower beds that convert to a queen-size bed.

### O4 FAMILY OCEANVIEW

With room for up to four guests, these staterooms are ideal for the whole family. Enjoy amazing views, two lower beds that convert into a queen-size bed and additional bedding to accommodate two more.

### OA OCEANVIEW WITH PICTURE WINDOW

With room for up to four guests, these staterooms include two lower beds that convert into a queen-size bed and additional bedding to accommodate two more guests, as well as a big picture window offering a great view.

### OF OCEANVIEW



These staterooms accommodate up to four guests and include great views, two lower beds that convert into a queen-size bed and additional bedding to accommodate up to two more guests.

### OT SOLO OCEANVIEW

These staterooms feature a large round window and a queen-size bed. Staterooms are priced exclusively for solo travellers.

### OK OBSTRUCTED OCEANVIEW

With room for up to four guests, these staterooms offer a picture window or porthole with an obstructed view, two lower beds that convert to a queen-size bed, one pullman and one pullout trundle.

## INSIDE STATEROOMS

These staterooms are the most affordable way to cruise with many of the same amenities as an Oceanview stateroom. All have two lower beds.

### I4 FAMILY INSIDE

These staterooms accommodate up to four guests and include two lower beds that convert into a queen-size bed and additional bedding to accommodate up to two more guests.

### IA IB IF INSIDE\*

With room for up to four guests, you'll have two lower beds that convert into a queen-size bed and some with additional bedding to accommodate up to two more guests.

### IT SOLO INSIDE

These staterooms include a queen-size bed and the same amenities as other inside staterooms. Staterooms are priced exclusively for solo travellers.



# NORWEGIAN STAR SCHEMATICS

**S1** 3-Bedroom Garden Villa.  
Sleeps up to seven.



**SD** Forward-Facing Deluxe Penthouse with Large Balcony. Sleeps up to four.



**S4** 2-Bedroom Deluxe Family Suite with Balcony.  
Sleeps up to six.



**SC** Penthouse with Balcony. Sleeps up to four.



**MA** Club Balcony Suite. Sleeps up to four.



**B1** Aft-Facing Balcony. Sleeps up to three.



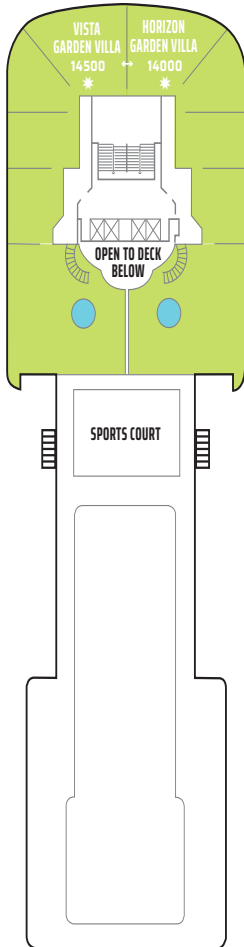
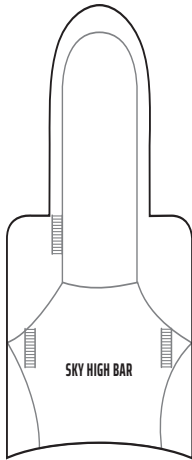
**OF** Oceanview. Sleeps up to four.



# NORWEGIAN STAR DECK PLANS

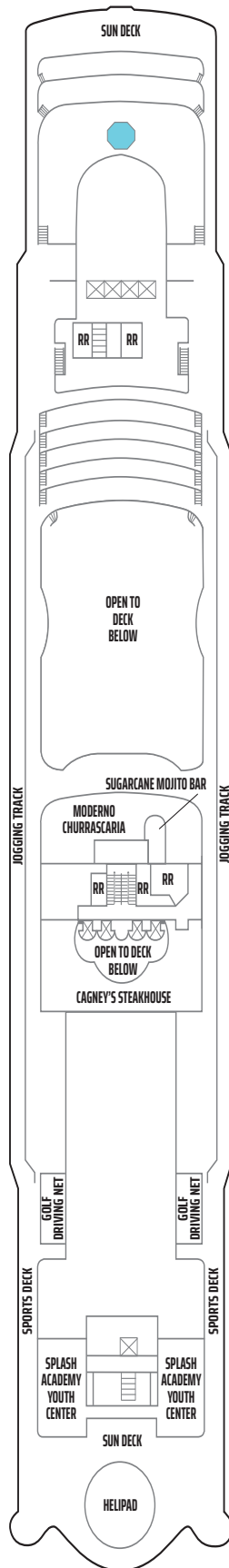
## LEGEND

- Wheelchair Accessible
- Connecting staterooms
- Third-person occupancy available
- Third- and/or fourth-person occupancy available
- Up to sixth-person occupancy available
- Up to seventh-person occupancy available
- Elevator
- Elevator
- Restroom
- PrivaSea (partially enclosed) balcony

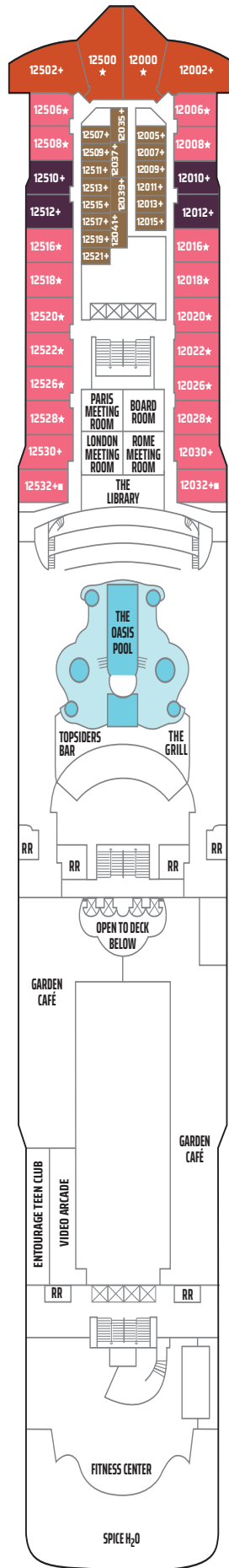


S1

DECK 14

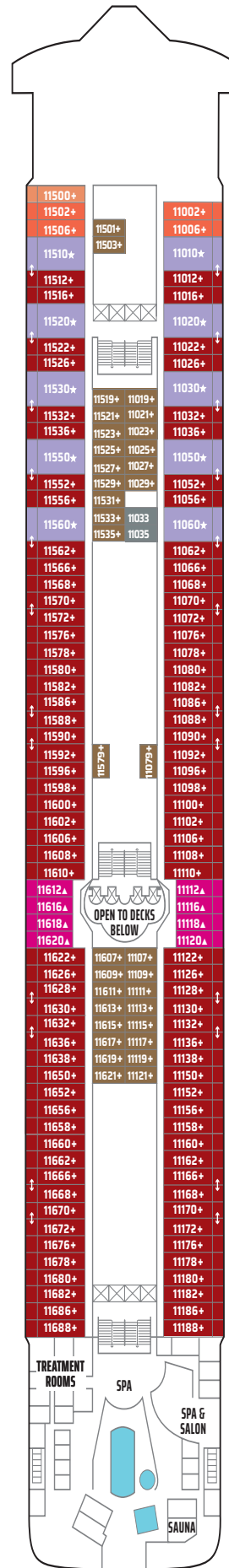


DECK 13



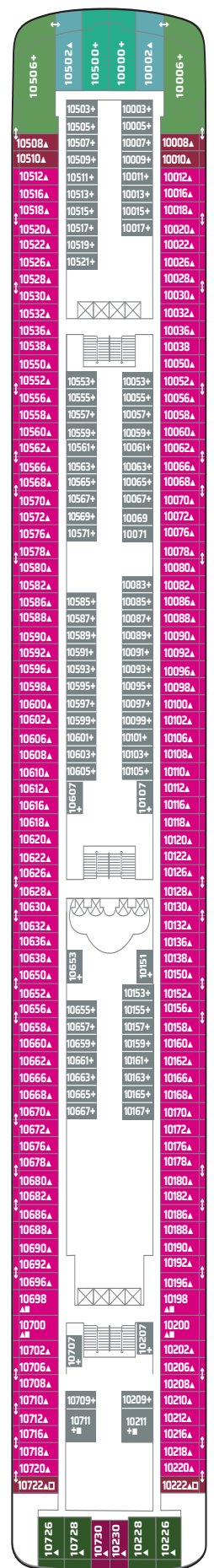
S6 SC SP I4

DECK 12



S4 MA MB MX BA I4 IA

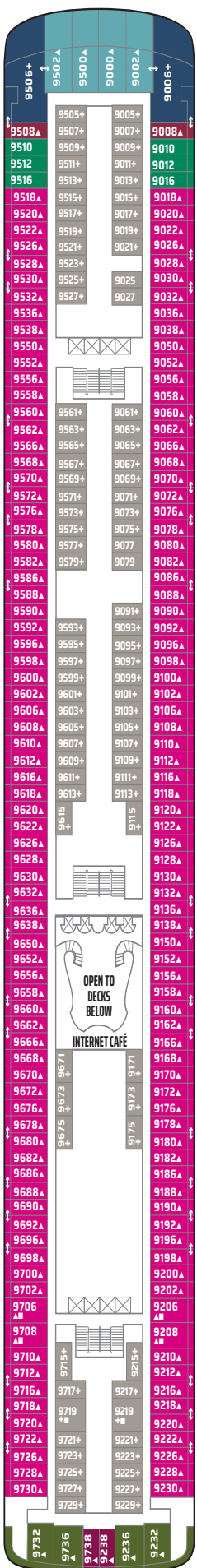
DECK 11



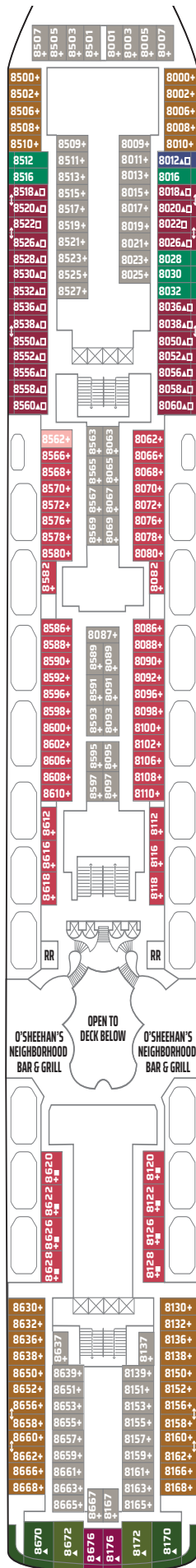
S2 SD SF SM BA BF B1 IA

DECK 10

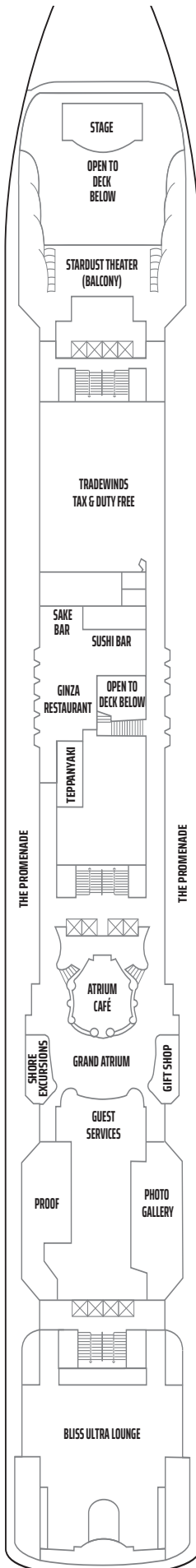




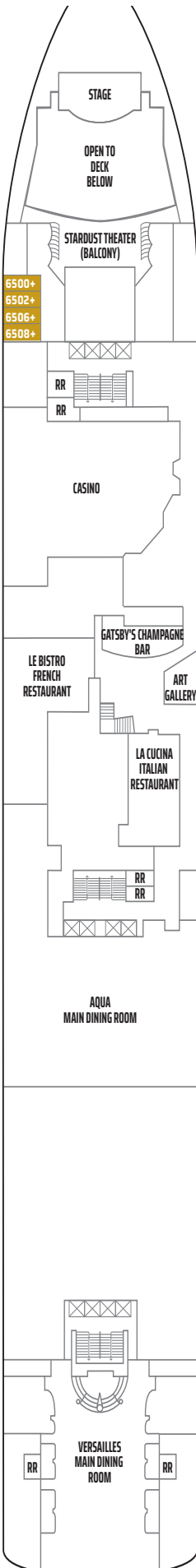
DECK 9



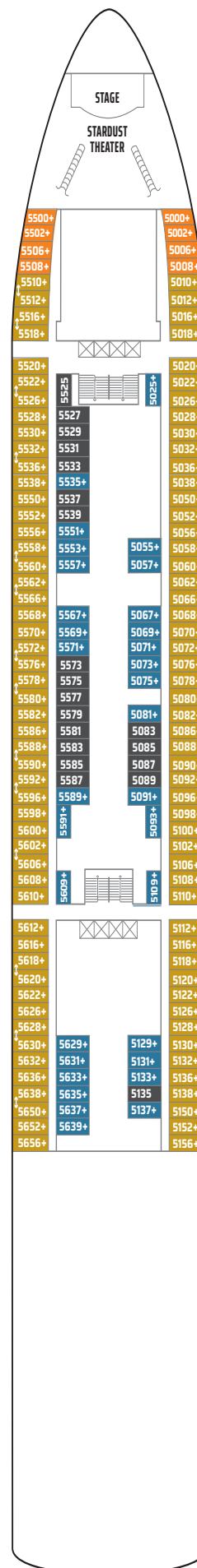
DECK 8




DECK 7



DECK 6



DECK 5



DECK 4



# NORWEGIAN CRUISE LINE FLEET OVERVIEW



## NORWEGIAN AQUA™

Built .....	2025	Max Beam.....	41 m	Crew .....	1,597
Gross tonnage.....	156,300	Draft.....	9 m	Guests (double occupancy).....	3,571
Overall length.....	322 m				



## NORWEGIAN VIVA™

Built .....	2023	Max Beam.....	41 m	Crew .....	1,506
Gross tonnage.....	143,535	Draft.....	9 m	Guests (double occupancy).....	3,195
Overall length.....	294 m				



## NORWEGIAN PRIMA®

Built .....	2022	Max Beam.....	41 m	Crew .....	1,506
Gross tonnage.....	143,535	Draft.....	9 m	Guests (double occupancy).....	3,195
Overall length.....	294 m				



## NORWEGIAN ENCORE®

Built .....	2019	Max Beam.....	41 m	Crew .....	1,735
Gross tonnage.....	169,116	Draft.....	9 m	Guests (double occupancy).....	3,958
Overall length.....	333 m				



## NORWEGIAN BLISS®

Built .....	2018	Max Beam.....	41 m	Crew .....	1,716
Gross tonnage.....	168,028	Draft.....	9 m	Guests (double occupancy).....	3,958
Overall length.....	333 m				



## NORWEGIAN JOY®

Built .....	2017	Overall length.....	333 m	Crew .....	1,821
Refurbished .....	2024	Max Beam.....	41 m	Guests (double occupancy).....	3,728
Gross tonnage.....	167,725	Draft .....	9 m		



## NORWEGIAN ESCAPE®

Built .....	2015	Overall length.....	326 m	Crew .....	1,733
Refurbished .....	2021	Max Beam.....	41 m	Guests (double occupancy).....	4,218
Gross tonnage.....	164,600	Draft .....	8 m		



## NORWEGIAN GETAWAY®

Built .....	2014	Overall length.....	326 m	Crew .....	1,646
Refurbished .....	2020	Max Beam.....	40 m	Guests (double occupancy).....	3,903
Gross tonnage.....	145,655	Draft .....	8 m		



## NORWEGIAN BREAKAWAY®

Built .....	2013	Overall length.....	326 m	Crew .....	1,657
Refurbished .....	2020	Max Beam.....	40 m	Guests (double occupancy).....	3,903
Gross tonnage.....	145,655	Draft .....	8 m		



## NORWEGIAN EPIC®

Built .....	2010	Overall length.....	329 m	Crew .....	1,724
Refurbished .....	2020	Max Beam.....	41 m	Guests (double occupancy).....	4,070
Gross tonnage.....	155,873	Draft .....	9 m		





### NORWEGIAN GEM®

Built .....	2007	Overall length.....	294 m	Crew .....	1,070
Refurbished .....	2022	Max Beam.....	32 m	Guests (double occupancy) .....	2,344
Gross tonnage .....	93,530	Draft .....	9 m		



### NORWEGIAN PEARL®

Built .....	2006	Overall length.....	294 m	Crew .....	1,072
Refurbished .....	2021	Max Beam.....	32 m	Guests (double occupancy) .....	2,344
Gross tonnage .....	93,530	Draft .....	8 m		



### NORWEGIAN JADE®

Built .....	2006	Overall length.....	294 m	Crew .....	1,037
Refurbished .....	2022	Max Beam.....	32 m	Guests (double occupancy) .....	2,352
Gross tonnage .....	93,558	Draft .....	9 m		




### NORWEGIAN JEWEL®

Built .....	2005	Overall length.....	294 m	Crew .....	1,069
Refurbished .....	2022	Max Beam.....	32 m	Guests (double occupancy) .....	2,330
Gross tonnage .....	93,502	Draft .....	9 m		



### PRIDE OF AMERICA®

Built .....	2005	Overall length.....	280 m	Crew .....	927
Refurbished .....	2021	Max Beam.....	32 m	Guests (double occupancy) .....	2,150
Gross tonnage .....	80,439	Draft .....	8 m		



### NORWEGIAN DAWN®

Built .....	2002	Overall length.....	294 m	Crew .....	1,032
Refurbished .....	2021	Max Beam.....	32 m	Guests (double occupancy) .....	2,290
Gross tonnage .....	92,250	Draft .....	9 m		



### NORWEGIAN STAR®

Built .....	2001	Overall length.....	294 m	Crew .....	1,031
Refurbished .....	2021	Max Beam.....	32 m	Guests (double occupancy) .....	2,298
Gross tonnage .....	91,740	Draft .....	9 m		



### NORWEGIAN SUN®

Built .....	2001	Overall length.....	258 m	Crew .....	906
Refurbished .....	2018	Max Beam.....	32 m	Guests (double occupancy) .....	1,878
Gross tonnage .....	78,309	Draft .....	8 m		



### NORWEGIAN SKY®

Built .....	1999	Overall length.....	258 m	Crew .....	899
Refurbished .....	2022	Max Beam.....	32 m	Guests (double occupancy) .....	1,944
Gross tonnage .....	77,104	Draft .....	8 m		



### NORWEGIAN SPIRIT®

Built .....	1998	Overall length.....	268 m	Crew .....	904
Refurbished .....	2022	Max Beam.....	32 m	Guests (double occupancy) .....	1,972
Gross tonnage .....	75,904	Draft .....	8 m		



