

NCL
NORWEGIAN
CRUISE LINE®

DECK BY DECK

DECK PLANS &
ACCOMMODATION GUIDE



NORWEGIAN ESCAPE ACCOMMODATION

THE HAVEN BY NORWEGIAN®

Located at the top of the ship, The Haven features private keycard access, a 24-hour butler, concierge service, a private courtyard, private restaurant and bar. All Suites offer king-size beds, luxury baths and private balconies.

H2 THE HAVEN DELUXE OWNER'S SUITE WITH LARGE BALCONY



Located in The Haven, these Suites offer amazing ocean views, a wet bar and two spacious balconies. They include a king-size bed, additional bedding that accommodates four and has two bathrooms. Sleeps up to six.

H3 THE HAVEN DELUXE OWNER'S SUITE WITH BALCONY



Enjoy amazing ocean views and an extra-spacious balcony. These Suites include a king-size bed, additional bedding that accommodates two, and one and a half bathrooms. Located in The Haven. Sleeps up to four.

H6 THE HAVEN 2-BEDROOM FAMILY VILLA WITH BALCONY



Perfect for the family, these Villas are located in The Haven and feature two bedrooms, one with a king-size bed, the other with a double sofa bed, plus additional bedding and two bathrooms. Sleeps up to six.

HI THE HAVEN PENTHOUSE SUITE WITH BALCONY



Total pampering awaits with features like a private balcony, king-size bed, whirlpool tub, soothing décor and a sitting area with a vanity. This penthouse suite is located near the aft of the ship and includes access to The Haven and all its premium amenities.

HA THE HAVEN AFT-FACING PENTHOUSE WITH MASTER BEDROOM & BALCONY



With access to The Haven, these Penthouses feature a king-size bed, plus dining and sitting areas. They offer an unforgettable view from the aft-facing, private balcony. Plus, some can connect to other staterooms for even more space. Sleeps up to four.

HD THE HAVEN DELUXE SUITE WITH BALCONY



These Suites include a king-size bed, a double sofa bed and an in-suite hot tub. Relax on your private balcony or in your oversized waterfall shower, complete with body spray jets. And the Spa is just footsteps away.

HF THE HAVEN COURTYARD PENTHOUSE WITH BALCONY



These Penthouses are located in The Haven and include a king-size bed and single sofa bed, plus a private balcony with a fantastic view. Sleeps up to three.

HG THE HAVEN FORWARD-FACING PENTHOUSE WITH BALCONY

Take in breathtaking forward-facing views. These Penthouses have access to The Haven and feature a king-size bed, plus dining and sitting areas. Some can connect to other staterooms so you can spread out even more. Sleeps up to four.

HI THE HAVEN PENTHOUSE SUITE WITH BALCONY

The Haven Penthouse Suites are located toward the front of the ship and offer a spacious balcony, king-size bed, separate vanity area and a shower and hot tub. Sleeps up to two.

CLUB BALCONY SUITES AND BALCONY STATEROOMS

These staterooms all feature private balconies with amazing views. Club Balcony Suites offer a little more space.

M1 AFT-FACING CLUB BALCONY SUITE

These Club Balcony Suites include a king-size bed. And because they are aft-facing, the view from your large, private balcony is amazing. Sleeps up to two.

M4 FAMILY CLUB BALCONY SUITE

Perfect if you want to bring the kids, these Family Club Balcony Suites are conveniently located near the kids' area, include a king-size bed, a pullman bed, single sofa bed and bathtub. Hang out with the gang and enjoy the view from your own private balcony. Sleeps up to four.

M6 CLUB BALCONY SUITE WITH LARGER BALCONY

Featuring a king-size bed, sofa bed and some include an additional pullman bed. With a private balcony, these Club Balcony Suites also offer amazing views. Plus, some can connect so you can spread out yet stay close. Sleeps up to four.

MA MB MC CLUB BALCONY SUITE*



Our Club Balcony Suites can sleep up to four with two lower beds that can convert to a queen, additional bedding for up to two and a bathroom with shower (some include a bathtub). Your private balcony offers endless ocean views and more space for relaxing.

B1 AFT-FACING BALCONY

These staterooms include two lower beds that convert to a queen-size bed and are aft-facing, so the view from your private balcony is amazing. Sleeps up to three.

B4 FAMILY BALCONY

Enjoy easy access to all the outdoor fun on the top decks. Your stateroom includes two lower beds that convert to a queen-size bed, and some feature additional bedding for up to two guests. Some can connect, offering more options to spread out yet stay close. Sleeps up to four.

B6 LARGE BALCONY

These staterooms offer incredible views from a larger balcony, two lower beds that convert to a queen-size bed and additional bedding to sleep one or two more. Some can connect for even more options.

BA BB BC BD BF BALCONY*



Enjoy easy access to all the delicious dining and exciting activities on board from your stateroom that includes two lower beds that convert to a queen-size bed and additional bedding for up to two guests. Some can connect, offering more space to spread out. Sleeps up to four.

BT SOLO BALCONY

These spacious staterooms include a queen-size bed, sitting area and floor-to-ceiling glass doors that open onto a private balcony. Staterooms are priced exclusively for solo travellers and include access to the private Studio Lounge.

OCEANVIEW, INSIDE AND STUDIO STATEROOMS

All feature two lower beds that convert to a queen-size bed. Studios feature a full-size bed.

OA OB OCEANVIEW WITH PICTURE WINDOW*



Enjoy a large picture window with amazing forward-facing views and two lower beds that convert to a queen. Sleeps up to two.

OT SOLO OCEANVIEW

These staterooms feature a large round window and a queen-size bed. Staterooms are priced exclusively for solo travellers and include access to the private Studio Lounge.

O4 O5 FAMILY OCEANVIEW*

Perfect for families, these staterooms are near the kids' area and include two lower beds that convert to a queen, a bathtub and additional bedding that can accommodate up to three more guests. Sleeps up to five.

I4 FAMILY INSIDE

Many sleep better than ever in these cozy yet comfy interior, upper deck staterooms. Plus, some can connect so family and friends can spread out yet stay together. Choose forward (front) or aft (rear). Sleeps up to four on two lowers that can convert to a queen and two pullman beds.

IA IB IC IF INSIDE*

Take advantage of an affordable way to explore the world with these interior staterooms. Two lowers can convert to a queen and one to two pullman beds allow sleeping for up to four.

IT SOLO INSIDE

These staterooms include a queen-size bed and the same amenities as other inside staterooms. Staterooms are priced exclusively for solo travellers and include access to the private Studio Lounge.

T1 SOLO STUDIO



Private keycard access complex comprised of staterooms specifically designed and priced for the solo traveller. Featuring a full-size bed, a one-way window to the corridor and separate areas for your bathroom, sink and shower, in 9 square metres of living space. Includes access to the private Studio Lounge. Plus, some Studios can connect to each other so you can stay close yet still enjoy your privacy. No single supplement required.

NORWEGIAN ESCAPE SCHEMATICS

H2 The Haven Deluxe Owner's Suite with Large Balcony. Sleeps up to six.



H6 The Haven 2-Bedroom Family Villa with Balcony. Sleeps up to six.



HF The Haven Courtyard Penthouse with Balcony. Sleeps up to three.




HI The Haven Penthouse Suite with Balcony. Sleeps up to two.



MA Club Balcony Suite. Sleeps up to three.



O4 Family Oceanview. Sleeps up to four.



BA Balcony. Sleeps up to four.



IA Inside. Sleeps up to three.



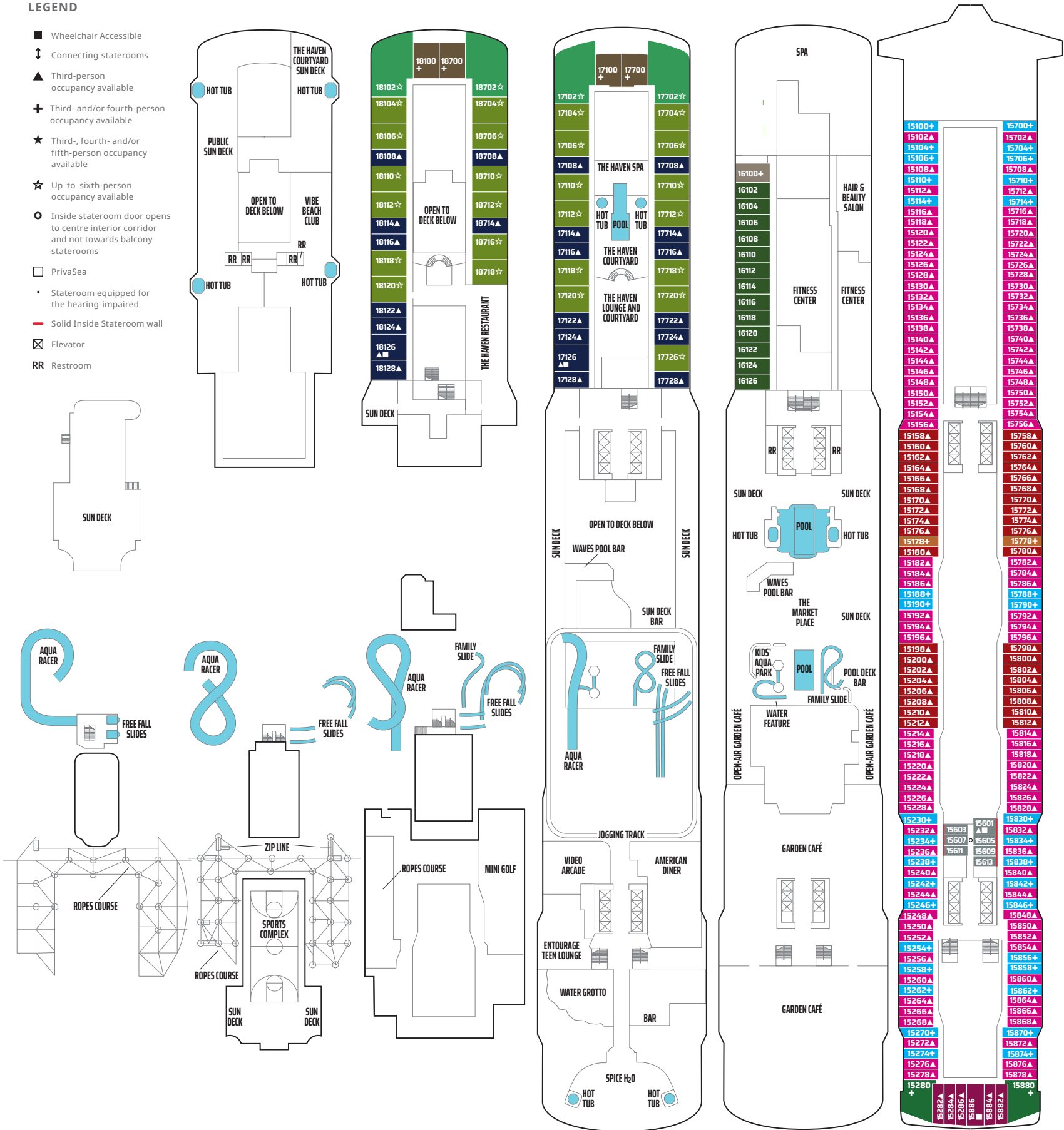
T1 Studio. Sleeps one.

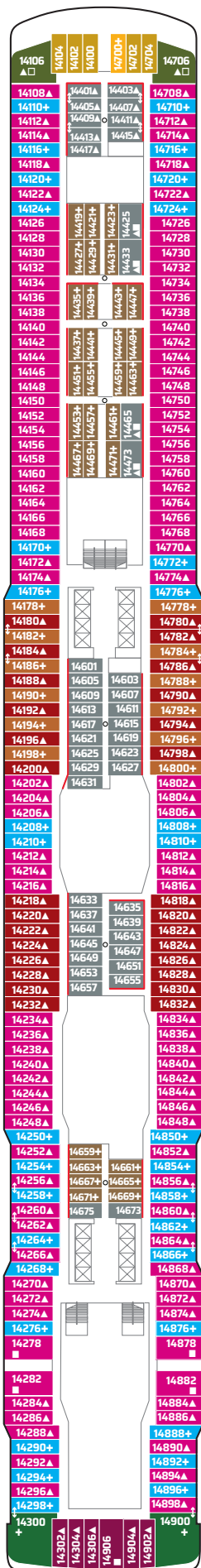


NORWEGIAN ESCAPE DECK PLANS

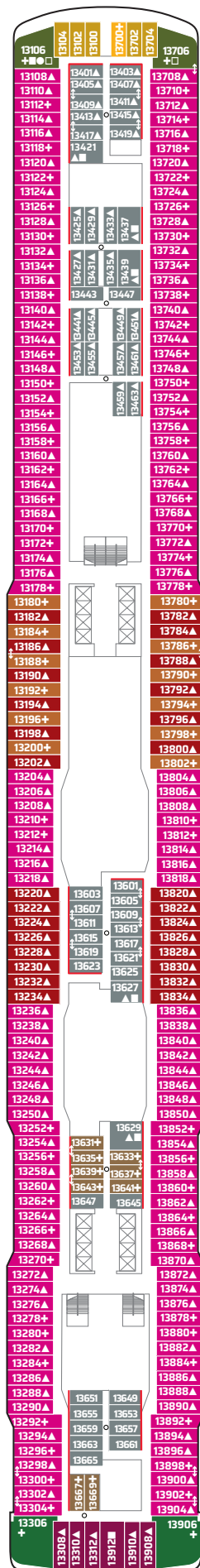
LEGEND

- Wheelchair Accessible
- Connecting staterooms
- Third-person occupancy available
- Third- and/or fourth-person occupancy available
- Third-, fourth- and/or fifth-person occupancy available
- Up to sixth-person occupancy available
- Inside stateroom door opens to centre interior corridor and not towards balcony staterooms
- PrivaSea
 - Stateroom equipped for the hearing-impaired
- Solid Inside Stateroom wall
- Elevator
- Restroom

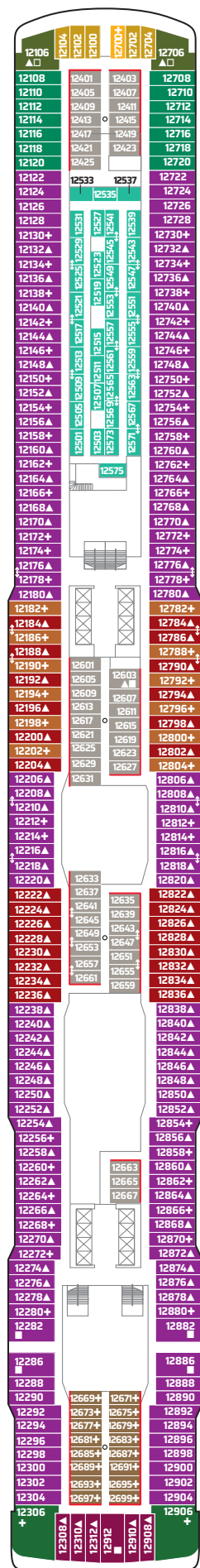




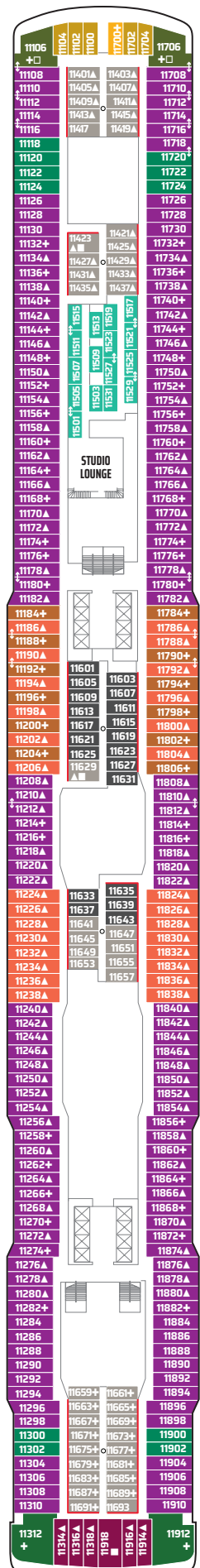
DECK 14



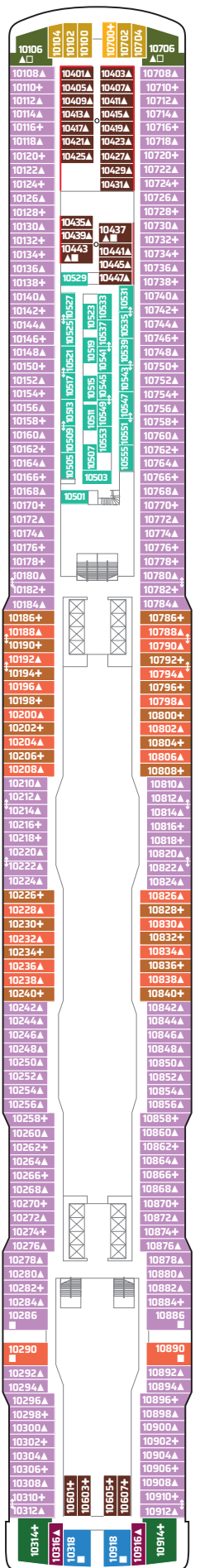
DECK 13



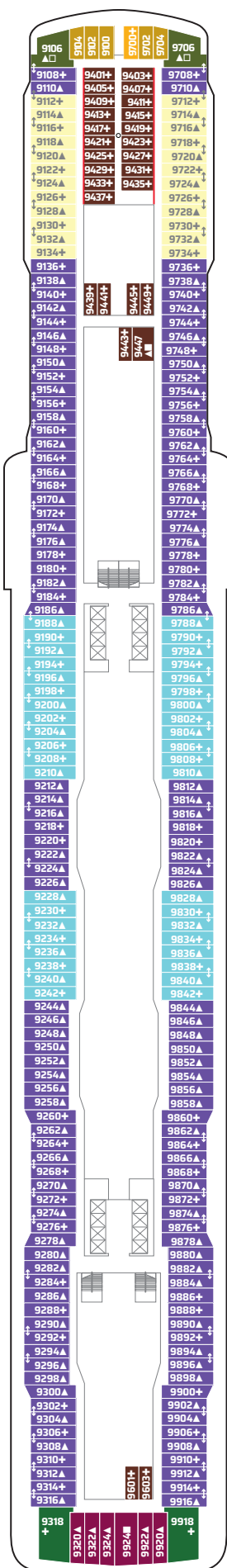
DECK 12



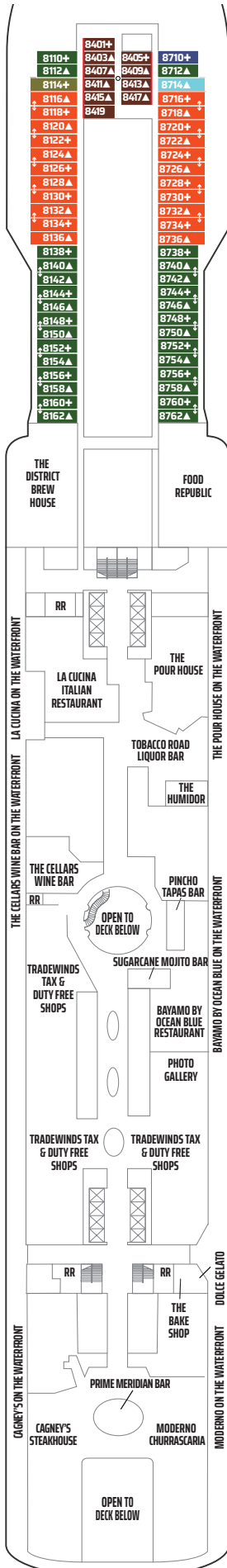
DECK 11



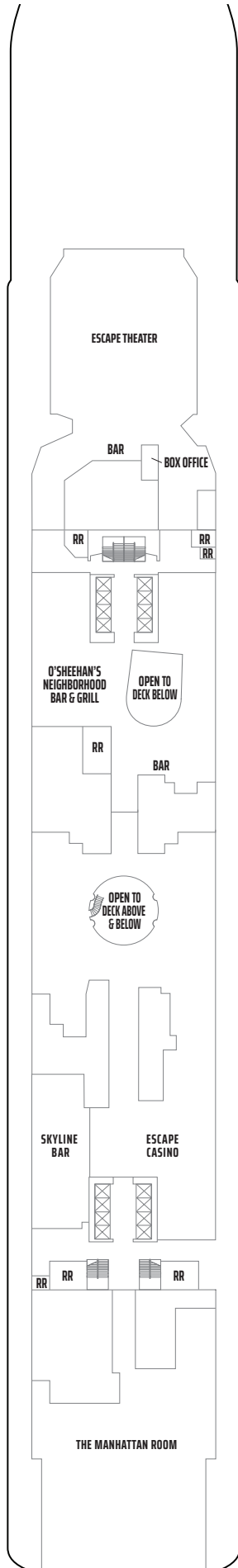
DECK 10



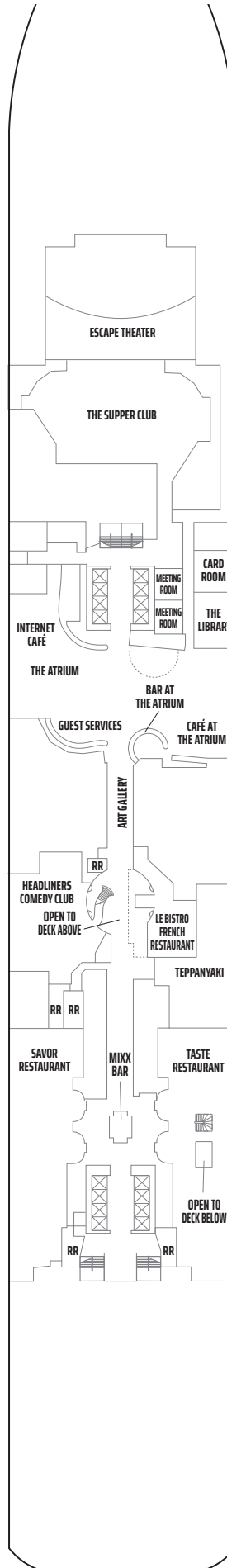
DECK 9



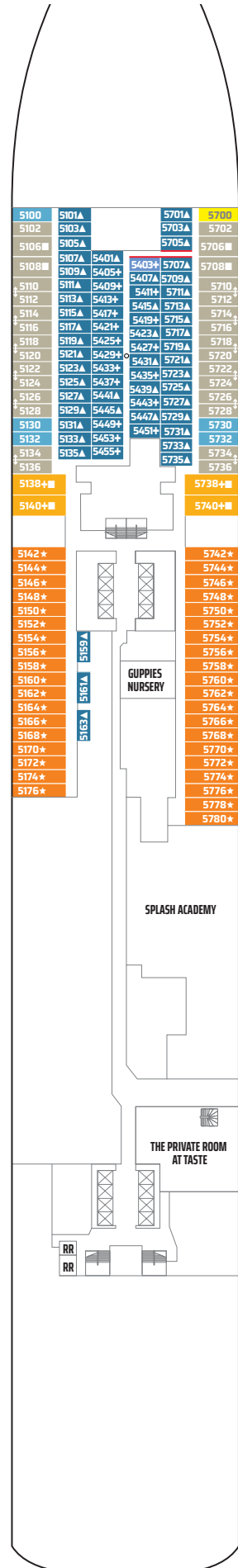
DECK 8



DECK 7



DECK 6



DECK 5

NORWEGIAN CRUISE LINE FLEET OVERVIEW



NORWEGIAN AQUA™

Built	2025	Max Beam.....	41 m	Crew	1,597
Gross tonnage.....	156,300	Draft.....	9 m	Guests (double occupancy).....	3,571
Overall length.....	322 m				



NORWEGIAN VIVA™

Built	2023	Max Beam.....	41 m	Crew	1,506
Gross tonnage.....	143,535	Draft.....	9 m	Guests (double occupancy).....	3,195
Overall length.....	294 m				



NORWEGIAN PRIMA®

Built	2022	Max Beam.....	41 m	Crew	1,506
Gross tonnage.....	143,535	Draft.....	9 m	Guests (double occupancy).....	3,195
Overall length.....	294 m				



NORWEGIAN ENCORE®

Built	2019	Max Beam.....	41 m	Crew	1,735
Gross tonnage.....	169,116	Draft.....	9 m	Guests (double occupancy).....	3,958
Overall length.....	333 m				



NORWEGIAN BLISS®

Built	2018	Max Beam.....	41 m	Crew	1,716
Gross tonnage.....	168,028	Draft.....	9 m	Guests (double occupancy).....	3,958
Overall length.....	333 m				



NORWEGIAN JOY®

Built	2017	Overall length.....	333 m	Crew	1,821
Refurbished	2024	Max Beam.....	41 m	Guests (double occupancy).....	3,728
Gross tonnage.....	167,725	Draft	9 m		



NORWEGIAN ESCAPE®

Built	2015	Overall length.....	326 m	Crew	1,733
Refurbished	2021	Max Beam.....	41 m	Guests (double occupancy).....	4,218
Gross tonnage.....	164,600	Draft	8 m		



NORWEGIAN GETAWAY®

Built	2014	Overall length.....	326 m	Crew	1,646
Refurbished	2020	Max Beam.....	40 m	Guests (double occupancy).....	3,903
Gross tonnage.....	145,655	Draft	8 m		



NORWEGIAN BREAKAWAY®

Built	2013	Overall length.....	326 m	Crew	1,657
Refurbished	2020	Max Beam.....	40 m	Guests (double occupancy).....	3,903
Gross tonnage.....	145,655	Draft	8 m		



NORWEGIAN EPIC®

Built	2010	Overall length.....	329 m	Crew	1,724
Refurbished	2020	Max Beam.....	41 m	Guests (double occupancy).....	4,070
Gross tonnage.....	155,873	Draft	9 m		



NORWEGIAN GEM®

Built	2007	Overall length.....	294 m	Crew	1,070
Refurbished	2022	Max Beam.....	32 m	Guests (double occupancy)	2,344
Gross tonnage	93,530	Draft	9 m		



NORWEGIAN PEARL®

Built	2006	Overall length.....	294 m	Crew	1,072
Refurbished	2021	Max Beam.....	32 m	Guests (double occupancy)	2,344
Gross tonnage	93,530	Draft	8 m		



NORWEGIAN JADE®

Built	2006	Overall length.....	294 m	Crew	1,037
Refurbished	2022	Max Beam.....	32 m	Guests (double occupancy)	2,352
Gross tonnage	93,558	Draft	9 m		




NORWEGIAN JEWEL®

Built	2005	Overall length.....	294 m	Crew	1,069
Refurbished	2022	Max Beam.....	32 m	Guests (double occupancy)	2,330
Gross tonnage	93,502	Draft	9 m		



PRIDE OF AMERICA®

Built	2005	Overall length.....	280 m	Crew	927
Refurbished	2021	Max Beam.....	32 m	Guests (double occupancy)	2,150
Gross tonnage	80,439	Draft	8 m		



NORWEGIAN DAWN®

Built	2002	Overall length.....	294 m	Crew	1,032
Refurbished	2021	Max Beam.....	32 m	Guests (double occupancy)	2,290
Gross tonnage	92,250	Draft	9 m		



NORWEGIAN STAR®

Built	2001	Overall length.....	294 m	Crew	1,031
Refurbished	2021	Max Beam.....	32 m	Guests (double occupancy)	2,298
Gross tonnage	91,740	Draft	9 m		



NORWEGIAN SUN®

Built	2001	Overall length.....	258 m	Crew	906
Refurbished	2018	Max Beam.....	32 m	Guests (double occupancy)	1,878
Gross tonnage	78,309	Draft	8 m		



NORWEGIAN SKY®

Built	1999	Overall length.....	258 m	Crew	899
Refurbished	2022	Max Beam.....	32 m	Guests (double occupancy)	1,944
Gross tonnage	77,104	Draft	8 m		



NORWEGIAN SPIRIT®

Built	1998	Overall length.....	268 m	Crew	904
Refurbished	2022	Max Beam.....	32 m	Guests (double occupancy)	1,972
Gross tonnage	75,904	Draft	8 m		

