

NCL
NORWEGIAN
CRUISE LINE®

DECK BY DECK

DECK PLANS &
ACCOMMODATION GUIDE



NORWEGIAN EPIC ACCOMMODATION

THE HAVEN BY NORWEGIAN®

Located at the top of the ship, The Haven features private keycard access, a 24-hour butler, concierge service, a private courtyard, private restaurant and bar. All Suites offer luxury baths and private balconies.

H2 THE HAVEN DELUXE OWNER'S SUITE WITH LARGE BALCONY



Located in The Haven, these Suites offer floor-to-ceiling windows, separate bedroom with king-size bed, living room, luxurious bathroom, separate dining area and private balcony with beautiful views. Enjoy access to The Haven Courtyard, The Haven Lounge and private restaurant and bar. Includes butler and concierge service.

H6 THE HAVEN 2-BEDROOM FAMILY VILLA WITH BALCONY



With room for up to six guests, these Villas offer a living room, dining area, separate bedroom and a private balcony. They feature additional bedding to accommodate four more guests and exclusive access to The Haven Courtyard, The Haven Lounge and private restaurant and bar. Includes butler and concierge service.

H1 THE HAVEN PENTHOUSE SUITE WITH BALCONY




Total pampering awaits with features like a private balcony, king-size bed, whirlpool tub, soothing décor and a sitting area with a vanity. This penthouse suite is located near the aft of the ship and includes access to The Haven and all its premium amenities.

HC THE HAVEN AFT-FACING PENTHOUSE WITH BALCONY



With room for up to two guests, these Penthouses include a living area and unforgettable views from a private balcony. Enjoy exclusive access to The Haven Courtyard, The Haven Lounge and private restaurant and bar.

HF THE HAVEN COURTYARD PENTHOUSE WITH BALCONY



With room for up to three guests, these Penthouses include luxury bathroom and private balcony with a fantastic view. Enjoy exclusive access to The Haven Courtyard, The Haven Lounge and private restaurant and bar.

CLUB BALCONY SUITES

For those who prefer a little more space than the standard Balcony stateroom, Club Balcony Suites are the perfect solution. Plus, our Family Club Balcony Suites all feature bathtubs.

M4 FAMILY CLUB BALCONY SUITE

These Suites are ideal for the whole family. With room for up to four, they feature a private balcony to enjoy the view, two lower beds that convert into a queen-size bed, an upper bed and a sofa bed.

MA MB MC CLUB BALCONY SUITE*



With room for up to three, these Suites offer a sitting area, two lower beds that convert to a queen-size bed and a luxury bath with shower or tub. They also include a private balcony with an amazing view.

BALCONY STATEROOMS

Perfect for guests looking for a great view and privacy with their own balcony.

B1 AFT-FACING BALCONY

With room for up to three, these staterooms feature floor-to-ceiling glass doors that open to a private aft-facing balcony to take in the beautiful views.

B4 FAMILY BALCONY

These staterooms are great for the whole family. They feature two lower beds that convert into a queen-size bed, additional bedding to accommodate two more and a private balcony where the whole family can take in the beautiful views.

B6 LARGE BALCONY

With room for up to three guests, these staterooms include two lower beds that convert into a queen-size bed and additional bedding to accommodate one more, plus a large, private balcony that offers an incredible view.

BA BB BC BF BALCONY*



With room for up to three guests, these staterooms feature floor-to-ceiling glass doors that open to a private balcony with an incredible view. They include two lower beds that convert into a queen-size bed, a sitting area and additional bedding for one more.

BT SOLO BALCONY

These spacious staterooms include a queen-size bed, sitting area and floor-to-ceiling glass doors that open onto a private balcony. Staterooms are priced exclusively for solo travellers and include access to the private Studio Lounge.

INSIDE AND STUDIO STATEROOMS

These staterooms are the most affordable way to cruise.

I4 FAMILY INSIDE

Ideal for the whole family, these staterooms are located near our kids' area. They feature a separate bathroom, two lower beds that convert into a queen-size bed and two pull-down beds to accommodate two more.

IA IB IC IF INSIDE*



These staterooms are a great and affordable accommodation for up to two guests. They feature a separate bathroom with shower and two lower beds that convert into a queen-size bed.

IT SOLO INSIDE

These staterooms include a queen-size bed and the same amenities as other inside staterooms. Staterooms are priced exclusively for solo travellers and include access to the private Studio Lounge.

T1 SOLO STUDIO



These exclusive keycard access-only staterooms offer a full-size bed for one guest, a window view to the corridor and access to a shared private lounge, making it ideal for the solo travellers. No single supplement required.

NORWEGIAN EPIC SCHEMATICS

H2 The Haven Deluxe Owner's Suite with Large Balcony. Sleeps up to four.



MA Club Balcony Suite. Sleeps up to three.



BA Balcony. Sleeps up to three.



IA Inside. Sleeps up to two.



T1 Studio. Sleeps one.



H6 The Haven 2-Bedroom Family Villa with Balcony. Sleeps up to six.



HF The Haven Courtyard Penthouse with Balcony. Sleeps up to three.*

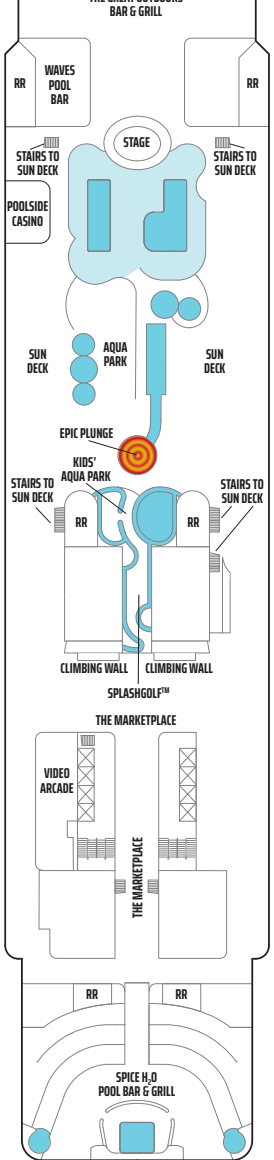
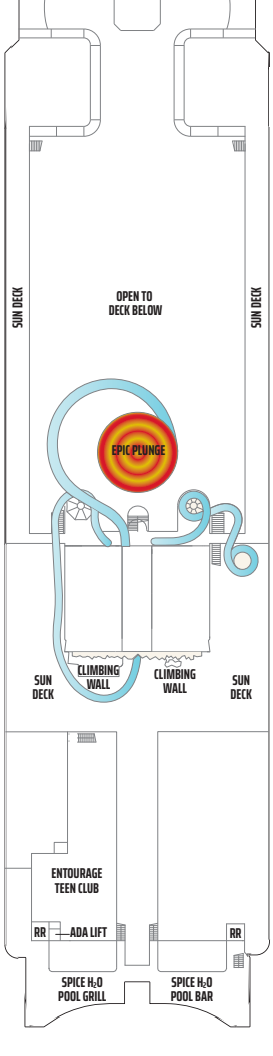
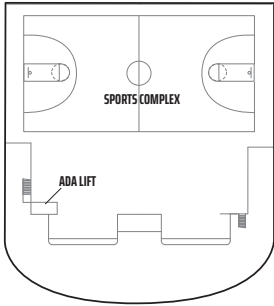

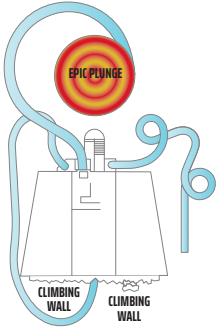
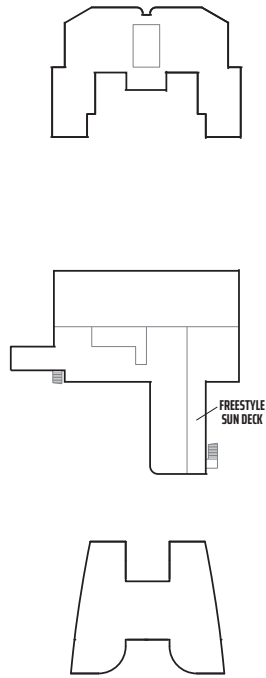
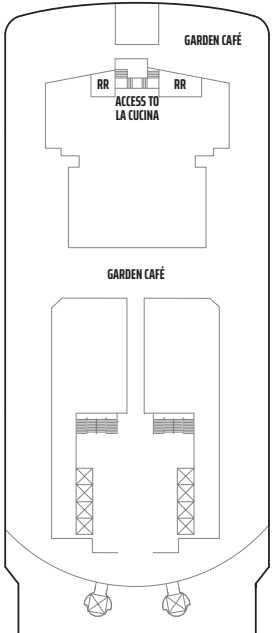
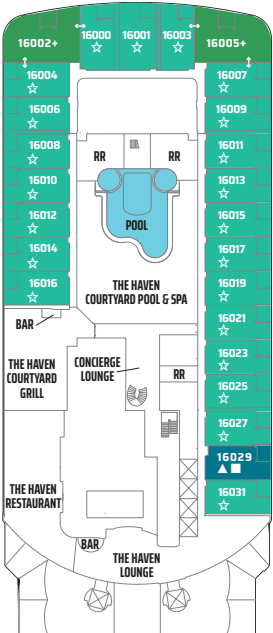
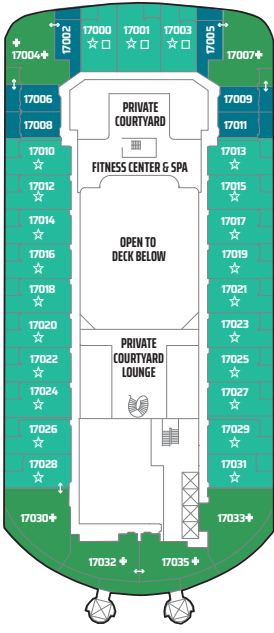
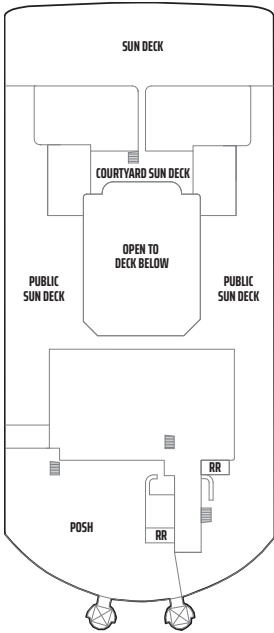


Accommodation shown is representational only.
*This stateroom no longer has a bathtub.

NORWEGIAN EPIC DECK PLANS

LEGEND

- Wheelchair Accessible
- Connecting staterooms
- Third-person occupancy available
- Third- and/or fourth-person occupancy available
- Up to sixth-person occupancy available
- Elevator
- Restroom
- PrivaSea (partially enclosed) balcony



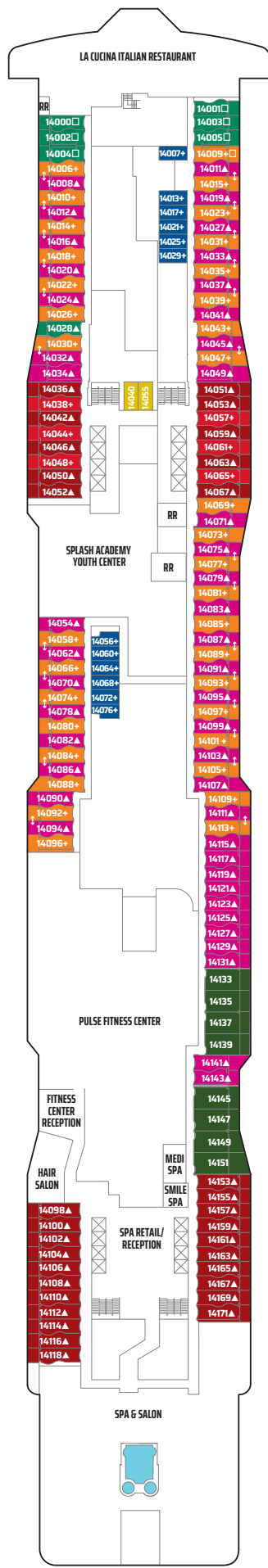
DECK 19

DECK 18

DECK 17

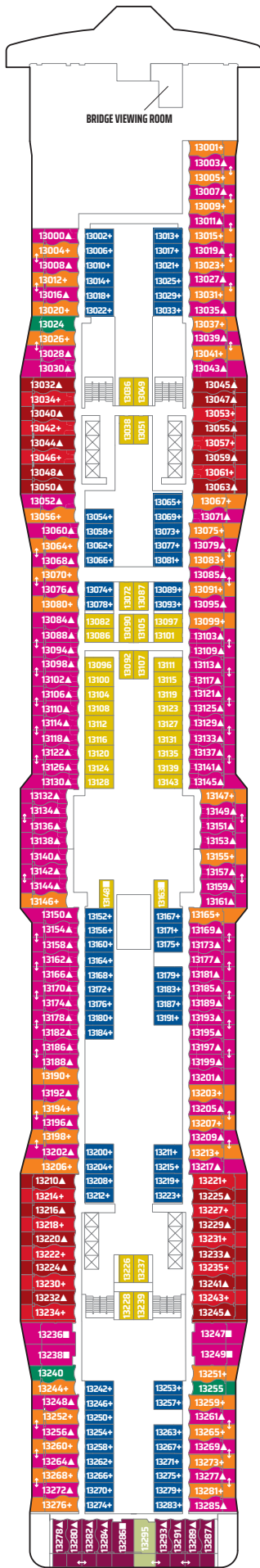
DECK 16

DECK 15



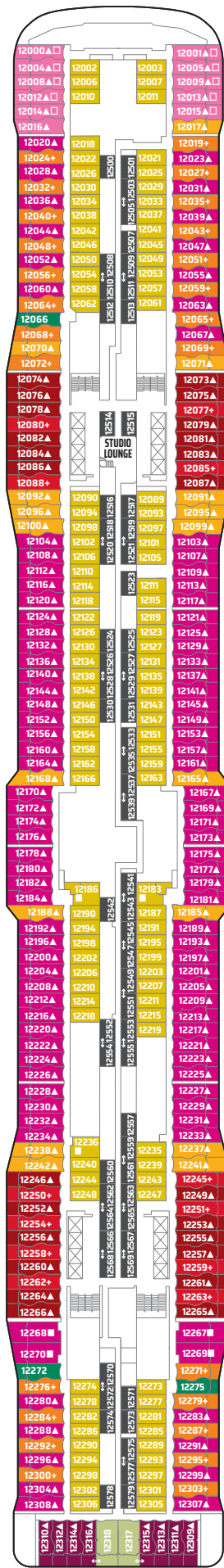
HI M4 MA MX B4 BA
BT BX 14 IA IX

DECK 14



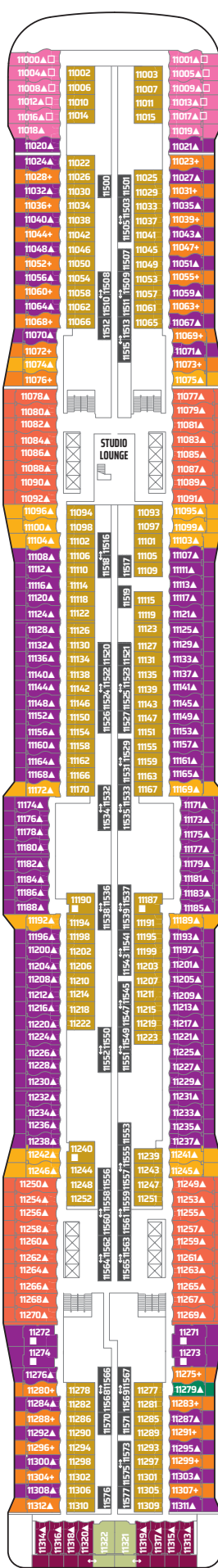
HC M4 MA MX B1 B4
BA BT BX IA 14 IX

DECK 13



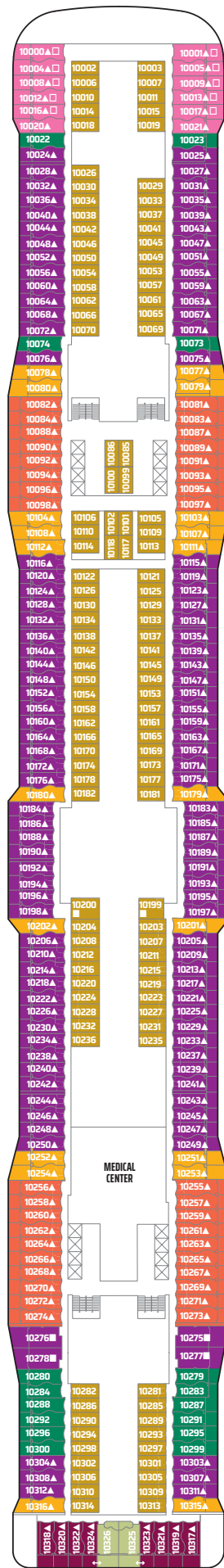
HC M4 MA MX B1 B4 B6
BA BF BT BX IA IX T1

DECK 12



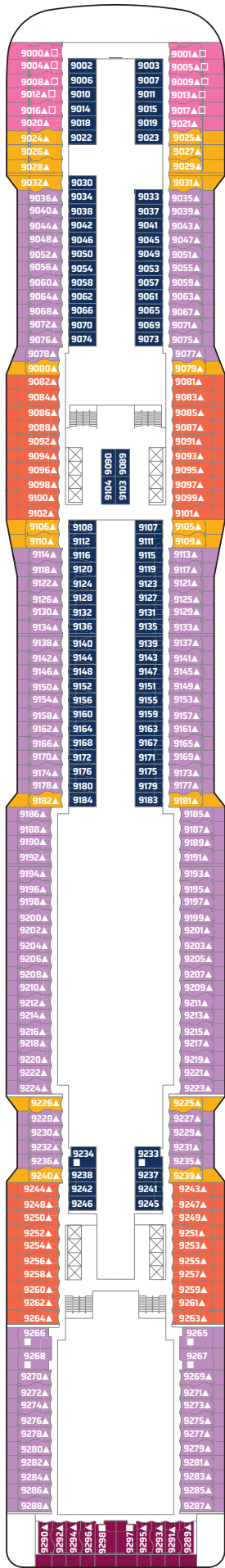
HC MB B1 B4 B6 BB
BF BT IB T1

DECK 11



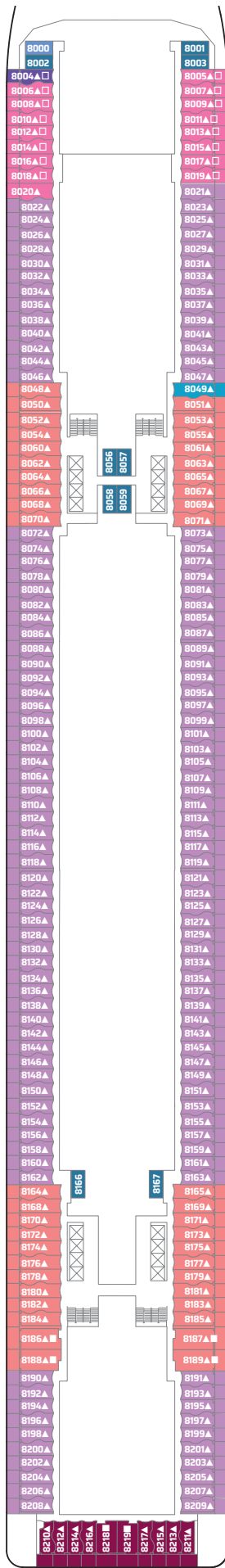
HC MB MX B1 B6 BB
BF BT BX IB IX

DECK 10



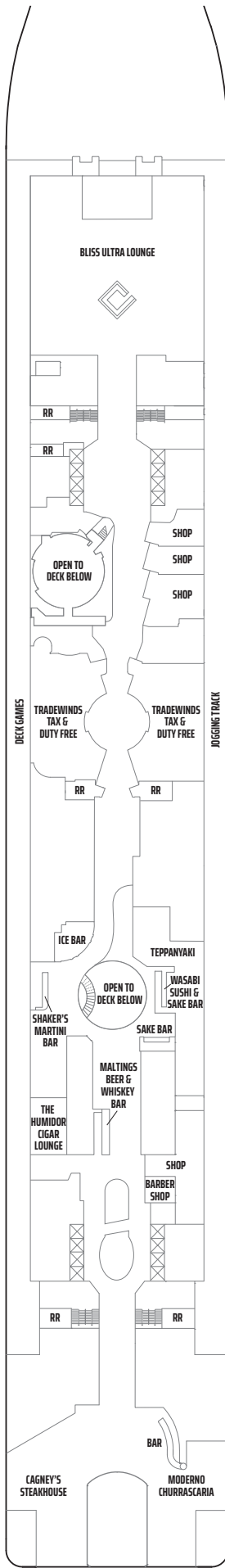
MB B1 B6 BC BF IC

DECK 9

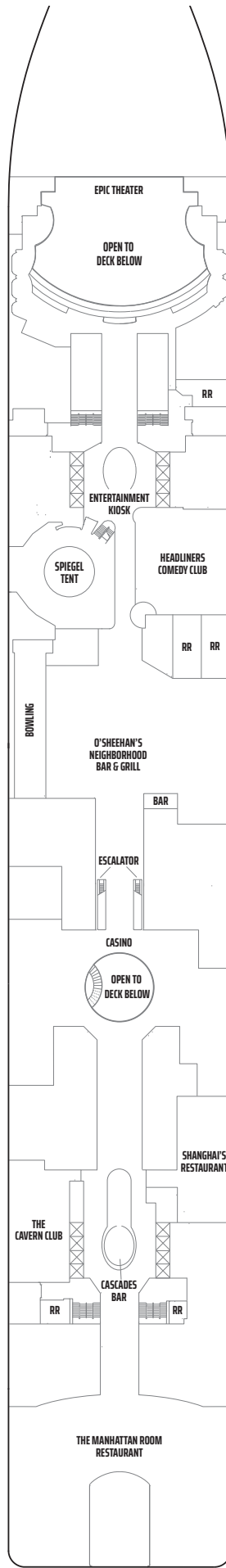


MC MX B1 BC BF BX
IF IX

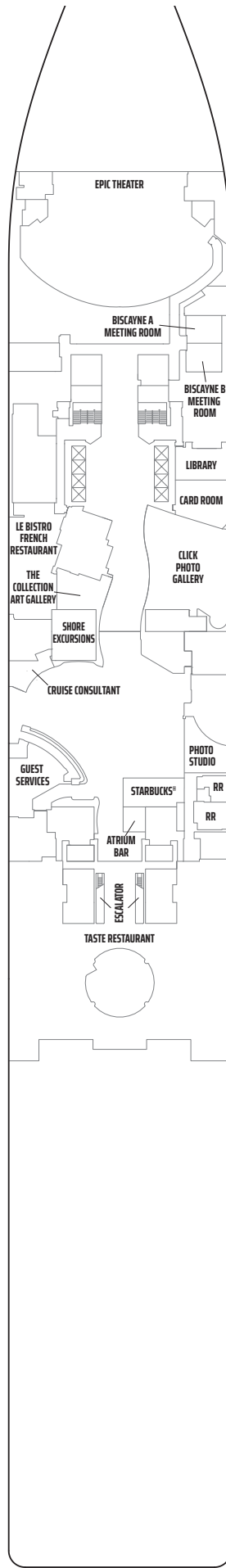
DECK 8



DECK 7



DECK 6



DECK 5

NORWEGIAN CRUISE LINE FLEET OVERVIEW



NORWEGIAN AQUA™

Built	2025	Max Beam.....	41 m	Crew	1,597
Gross tonnage.....	156,300	Draft.....	9 m	Guests (double occupancy).....	3,571
Overall length.....	322 m				



NORWEGIAN VIVA™

Built	2023	Max Beam.....	41 m	Crew	1,506
Gross tonnage.....	143,535	Draft.....	9 m	Guests (double occupancy).....	3,195
Overall length.....	294 m				



NORWEGIAN PRIMA®

Built	2022	Max Beam.....	41 m	Crew	1,506
Gross tonnage.....	143,535	Draft.....	9 m	Guests (double occupancy).....	3,195
Overall length.....	294 m				



NORWEGIAN ENCORE®

Built	2019	Max Beam.....	41 m	Crew	1,735
Gross tonnage.....	169,116	Draft.....	9 m	Guests (double occupancy).....	3,958
Overall length.....	333 m				



NORWEGIAN BLISS®

Built	2018	Max Beam.....	41 m	Crew	1,716
Gross tonnage.....	168,028	Draft.....	9 m	Guests (double occupancy).....	3,958
Overall length.....	333 m				



NORWEGIAN JOY®

Built	2017	Overall length.....	333 m	Crew	1,821
Refurbished	2024	Max Beam.....	41 m	Guests (double occupancy).....	3,728
Gross tonnage.....	167,725	Draft	9 m		



NORWEGIAN ESCAPE®

Built	2015	Overall length.....	326 m	Crew	1,733
Refurbished	2021	Max Beam.....	41 m	Guests (double occupancy).....	4,218
Gross tonnage.....	164,600	Draft	8 m		



NORWEGIAN GETAWAY®

Built	2014	Overall length.....	326 m	Crew	1,646
Refurbished	2020	Max Beam.....	40 m	Guests (double occupancy).....	3,903
Gross tonnage.....	145,655	Draft	8 m		



NORWEGIAN BREAKAWAY®

Built	2013	Overall length.....	326 m	Crew	1,657
Refurbished	2020	Max Beam.....	40 m	Guests (double occupancy).....	3,903
Gross tonnage.....	145,655	Draft	8 m		



NORWEGIAN EPIC®

Built	2010	Overall length.....	329 m	Crew	1,724
Refurbished	2020	Max Beam.....	41 m	Guests (double occupancy).....	4,070
Gross tonnage.....	155,873	Draft	9 m		



NORWEGIAN GEM®

Built	2007	Overall length.....	294 m	Crew	1,070
Refurbished	2022	Max Beam.....	32 m	Guests (double occupancy)	2,344
Gross tonnage	93,530	Draft	9 m		



NORWEGIAN PEARL®

Built	2006	Overall length.....	294 m	Crew	1,072
Refurbished	2021	Max Beam.....	32 m	Guests (double occupancy)	2,344
Gross tonnage	93,530	Draft	8 m		



NORWEGIAN JADE®

Built	2006	Overall length.....	294 m	Crew	1,037
Refurbished	2022	Max Beam.....	32 m	Guests (double occupancy)	2,352
Gross tonnage	93,558	Draft	9 m		




NORWEGIAN JEWEL®

Built	2005	Overall length.....	294 m	Crew	1,069
Refurbished	2022	Max Beam.....	32 m	Guests (double occupancy)	2,330
Gross tonnage	93,502	Draft	9 m		



PRIDE OF AMERICA®

Built	2005	Overall length.....	280 m	Crew	927
Refurbished	2021	Max Beam.....	32 m	Guests (double occupancy)	2,150
Gross tonnage	80,439	Draft	8 m		



NORWEGIAN DAWN®

Built	2002	Overall length.....	294 m	Crew	1,032
Refurbished	2021	Max Beam.....	32 m	Guests (double occupancy)	2,290
Gross tonnage	92,250	Draft	9 m		



NORWEGIAN STAR®

Built	2001	Overall length.....	294 m	Crew	1,031
Refurbished	2021	Max Beam.....	32 m	Guests (double occupancy)	2,298
Gross tonnage	91,740	Draft	9 m		



NORWEGIAN SUN®

Built	2001	Overall length.....	258 m	Crew	906
Refurbished	2018	Max Beam.....	32 m	Guests (double occupancy)	1,878
Gross tonnage	78,309	Draft	8 m		



NORWEGIAN SKY®

Built	1999	Overall length.....	258 m	Crew	899
Refurbished	2022	Max Beam.....	32 m	Guests (double occupancy)	1,944
Gross tonnage	77,104	Draft	8 m		



NORWEGIAN SPIRIT®

Built	1998	Overall length.....	268 m	Crew	904
Refurbished	2022	Max Beam.....	32 m	Guests (double occupancy)	1,972
Gross tonnage	75,904	Draft	8 m		

